

# Gallup World Poll: The Many Faces of Global Migration

No. 43

**IOM  
MIGRATION  
RESEARCH  
SERIES**



---

International Organization for Migration (IOM)

in collaboration with Gallup

The opinions expressed in the report are those of the authors and do not necessarily reflect the views of the International Organization for Migration (IOM). The designations employed and the presentation of material throughout the report do not imply the expression of any opinion whatsoever on the part of IOM concerning the legal status of any country, territory, city or area, or of its authorities, or concerning its frontiers or boundaries.

---

IOM is committed to the principle that humane and orderly migration benefits migrants and society. As an intergovernmental organization, IOM acts with its partners in the international community to: assist in meeting the operational challenges of migration; advance understanding of migration issues; encourage social and economic development through migration; and uphold the human dignity and well-being of migrants.

---

Publisher: International Organization for Migration  
17 route des Morillons  
1211 Geneva 19  
Switzerland  
Tel: +41.22.717 91 11  
Fax: +41.22.798 61 50  
E-mail: [hq@iom.int](mailto:hq@iom.int)  
Internet: <http://www.iom.int>

---

ISSN 1607-338X  
© 2011 International Organization for Migration (IOM)

---

All rights reserved. No part of this publication may be reproduced, stored in a retrieval system, or transmitted in any form or by any means, electronic, mechanical, photocopying, recording, or otherwise without the prior written permission of the publisher.

# **Gallup World Poll: The Many Faces of Global Migration**

---

**Based on research in more than 150 countries**

Neli Esipova  
Julie Ray  
Anita Pugliese, PhD<sup>1</sup>



---

International Organization for Migration (IOM)

**GALLUP®**

---

<sup>1</sup> Neli Esipova is Global Migration Research Director at Gallup; Julie Ray is a writer and analyst at Gallup; and Dr Anita Pugliese is Research and Quality Director at Gallup.





# CONTENTS

<b>List of Figures.....</b>	<b>5</b>
<b>List of Maps.....</b>	<b>7</b>
<b>Acknowledgements .....</b>	<b>9</b>
<b>Executive Summary .....</b>	<b>11</b>
<b>1. Introduction.....</b>	<b>15</b>
<b>2. Gallup’s continuous worldwide research.....</b>	<b>17</b>
<b>3. Migration desire, plans and preparation .....</b>	<b>20</b>
<b>4. Migration for temporary work: Reality versus desire .....</b>	<b>35</b>
<b>5. Migration, development and temporary work.....</b>	<b>40</b>
<b>6. Remittances and Financial help within countries .....</b>	<b>44</b>
<b>7. Migration and the environment.....</b>	<b>50</b>
<b>8. Migrants’ personal well-being.....</b>	<b>57</b>
<b>9. Personal gains and losses from migration .....</b>	<b>61</b>
<b>10. Conclusion .....</b>	<b>66</b>
<b>References .....</b>	<b>67</b>



## LIST OF FIGURES

Figure 1:	Global desire for migration versus plan versus preparation.....	20
Figure 2:	Plans to move to another country in next 12 months by region.....	31
Figure 3:	Desire versus plan versus preparation by education and age .....	32
Figure 4:	Desire versus plan versus preparation by employment status.....	33
Figure 5:	Desire versus plan versus preparation by support from abroad .....	34
Figure 6:	Number of temporary workers from Kyrgyzstan, Tajikistan and Uzbekistan, 2008–2011 .....	37
Figure 7:	Reality versus desire for labour migrants in Kyrgyzstan .....	38
Figure 8:	Where returning Moldovan migrants spent their earnings.....	41
Figure 9:	Moldovans’ perceptions of business climate.....	42
Figure 10:	Sudanese receiving financial help, 2009–2011 .....	48
Figure 11:	Severe environmental problems and need to move in next five years by region .....	54
Figure 12:	Severe environmental problems and need to move in next five years by HDI .....	55
Figure 13:	Migrant versus native-born overall well-being .....	58
Figure 14:	Migrant versus native-born financial well-being .....	59
Figure 15:	Migrant versus native-born entrepreneurship .....	60
Figure 16:	Migrant gains in overall well-being .....	62
Figure 17:	Migrant gains over corruption.....	63
Figure 18:	Migrant losses in living standards.....	64
Figure 19:	Migrant emotional losses .....	64
Figure 20:	Migrant losses in social networks .....	65



## **LIST OF MAPS**

- Map 1: Desire for permanent migration by region
- Map 2: Desired destination countries for potential migrants
- Map 3: Potential Net Migration Index scores, 2008–2010
- Map 4: Receive remittances by country
- Map 5: Receive financial help from within countries
- Map 6: Experienced severe environmental problems in area in past year
- Map 7: May need to move because of severe environmental problems in next five years



## **ACKNOWLEDGEMENTS**

This report would not have been possible without enormous support from a team of brilliant mentors, researchers, analysts, editors and designers.

The authors would like to thank:

- Patrick Bogart
- Marc Carpenter
- Anna Chan
- Liz Crabbe
- Angus Deaton
- Kelly Henry
- Kirti Kanitkar
- Michelle Krogmeier
- Trista Kunce
- Lymari Morales
- Gale Muller
- Aurelien Renard
- Magali Rheault
- Rajesh Srinivasan

Thank you to the rest of the World Poll team who devoted countless hours and overcame many challenges to collect and process our global data.





## EXECUTIVE SUMMARY

Gallup's ongoing World Poll surveys in more than 150 countries, territories and regions for the first time give millions of migrants and potential migrants a voice in the dialogue about international migration. They also for the first time give governments, intergovernmental and non-governmental organizations, and other stakeholders access to the timely, comparable data they need to formulate and implement coherent migration policies as international migration evolves.

*The Many Faces of Global Migration* report is an introduction to what Gallup has unearthed by asking migrants and potential migrants themselves about their lives. The data presented in this report are based on interviews with more than 750,000 adults worldwide since 2005. As such, these findings provide an unprecedented look at the experiences of those who desire to migrate to other countries permanently or temporarily for work, those who are planning to go, those who are preparing to go, those who have already left, and those who have returned home. Our wealth of data also allows us to explore the different push-and-pull factors that influence migration.

### Key findings from Gallup's research

#### Migration desire, plans and preparation

- Roughly 630 million of the world's adults desire to move to another country permanently, but less than one tenth of them – about 48 million adults – are planning to make the move in the next year. Less than half of those in the planning stages – about 19 million – are making necessary preparations to move, such as applying for visas and purchasing tickets.
- People who are underemployed are the most likely to desire to migrate, but employment status does not matter as much to some. Employee engagement — a worker's emotional attachment to his or her workplace — can also be a factor.
- Regardless of a country's level of human development, the presence of transnational social networks has a significant positive relationship to the desire to migrate, plans to migrate in the next 12 months and preparations to move.

## **Migration for temporary work: Reality versus desire**

- The world's adults are nearly twice as likely to say they would like to migrate to another country for temporary work (26%) as to migrate permanently (14%). This 26 per cent translates into roughly 1.1 billion adults.
- Flows for temporary work to other countries declined in most Commonwealth of Independent States countries after 2008, reflecting global economic conditions. Temporary migration still has not recovered in some countries as of 2011, but it is rebounding in others.
- Desire for temporary work does not always align with reality. For example, in Central Asia, women are more likely to express a desire to move for temporary work than to actually go.

## **Migration, development and temporary work**

If remittances are not invested productively at home, and returning migrants do not share what they have learned, countries that send so many of their workers stand to lose development gains they might get.

Among returning migrants in the Republic of Moldova, 59 per cent said their household's financial situation improved, but a majority spent the money on basic needs, rather than on savings, education, or business startups.

## **Remittances and financial help within countries**

About 3 per cent of adults worldwide live in households that get remittances from someone in another country. This percentage is 10 per cent or more in 35 countries. Ten per cent or more in 43 countries get financial help from individuals within the *same* country.

## **Migration and the environment**

Severe environmental problems could prompt as many as 500 million adults to move from where they live – to other countries or to other areas in their countries – in the next five years. Twelve per cent of the world's adults think they may need to move because of these problems.

## **Migrants' personal well-being**

Migrants' financial well-being in 15 European Union countries improves with time, but they are more likely to report feeling a lot of negative emotions and their social networks are smaller. At the same time, they are more confident in various national institutions than the native-born.

## **Personal gains and losses from migration**

The magnitude of personal gains and losses that migrants living in highly developed European Union countries experience depends on the development level of the countries they come from.



# 1. INTRODUCTION

Gallup's ongoing World Poll surveys in more than 150 countries, territories and regions for the first time give millions of migrants and potential migrants a voice in the dialogue about international migration.

Results from our interviews with hundreds of thousands of adults worldwide since 2005 offer an unprecedented look at the lives and experiences of those who express the desire to migrate to other countries permanently or temporarily for work, those who are planning to go, those who are preparing to go, those who have already left, and those who have returned home. Our wealth of data also allows us to explore the different push-and-pull factors that influence migration.

Gallup's latest report, *The Many Faces of Migration*, is an introduction to the body of what we have learned so far from studying existing and potential migrants – including who they are, where they come from, how they live and where they might go – and what this means for governments, intergovernmental and non-governmental organizations, and other stakeholders.

## Key findings from Gallup's research

- Roughly 630 million of the world's adults desire to move to another country permanently, but less than one tenth of them – about 48 million adults – are planning to make the move in the next year. Less than half of those in the planning stages – about 19 million – are making necessary preparations to move, such as applying for visas and purchasing tickets.
- People who are underemployed are the most likely to desire to migrate, but employment status does not matter as much to some. Employee engagement — a worker's emotional attachment to his or her workplace – can also be a factor.
- Regardless of a country's level of human development, the presence of transnational social networks has a significant positive relationship to the desire to migrate, plans to migrate in the next 12 months and preparations to move.

- The world's adults are nearly twice as likely to say they would like to migrate to another country for temporary work (26%) as to migrate permanently (14%). This 26 per cent translates into roughly 1.1 billion adults.
- Flows for temporary work to other countries declined in most Commonwealth of Independent States countries after 2008, reflecting global economic conditions. Temporary migration still has not recovered in some countries as of 2011, but it is rebounding in others.
- Desire for temporary work does not always align with reality. For example, in Central Asia, women are more likely to express a desire to move for temporary work than to actually go.
- If remittances are not invested productively at home, and returning migrants do not share what they have learned, countries that send so many abroad stand to lose development gains they might get. For example, among returning migrants in the Republic of Moldova, 59 per cent said their household's financial situation improved, but a majority spent the money on basic needs, rather than on savings, education or starting businesses.
- About 3 per cent of adults worldwide live in households that get remittances from someone in another country. This percentage is 10 per cent or more in 35 countries. Ten per cent or more in 43 countries get financial help from individuals within the same country.
- Severe environmental problems could prompt as many as 500 million adults to move from where they live – to other countries or to other areas in their countries – in the next five years. Twelve per cent of the world's adults think they may need to move because of these problems.
- Migrants' financial well-being in 15 European Union countries improves with time, but they are more likely to report feeling a lot of negative emotions and their social networks are smaller. At the same time, they are more confident in various national institutions than the native-born.
- The magnitude of personal gains and losses that migrants living in highly developed European Union countries experience depends on the development level of the countries they come from.

## **2. GALLUP'S CONTINUOUS WORLDWIDE RESEARCH**

Gallup conducts annual World Poll surveys in countries that represent more than 98 per cent of the world's adult population. Our surveys cover topics from basic needs to job creation. Our database currently includes more than 750,000 interviews collected in more than 150 countries, regions and territories since 2005.

Gallup asks a standard core set of questions in its worldwide surveys. These questions assess attitudes on migration, jobs, health, safety, governance, infrastructure, education, the environment, entrepreneurship, social networks, civic engagement, well-being and more. We also ask region-specific items. Gallup is the only organization that regularly collects comparable employment and household income data worldwide.

This paper is an introduction to the body of Gallup's ongoing global migration research. Our questions about migration assess the following:

- residents' desire to move to other countries permanently or temporarily for work or study;
- residents' active plans and preparations to move to another country;
- labour migration flows and destinations for temporary workers;
- social networks;
- remittances;
- attitudes towards migrants in receiving countries;
- migrant integration;
- the environment and migration;
- internal migration.

### **Sampling and data collection methodology**

With some exceptions, all samples are probability-based and nationally representative of residents aged 15 and older. The typical survey includes either telephone or face-to-face interviews with at least 1,000 adults. The sample size is between 500 and 1,000 in rare instances. Gallup collects oversamples in major cities or regions of special interest in some countries. In large countries, such as China, India and the Russian Federation, sample sizes for each survey administration include up to 4,000 adults.

Gallup conducts telephone surveys in countries where telephone coverage represents at least 80 per cent of the population or is the customary survey methodology. In these countries, we use random-digit-dial (RDD) or a nationally representative list of phone numbers. We use a dual sampling frame in select countries where cell phone penetration is high. In the rest of the world, Gallup conducts interviews face to face and uses an area frame design.

Gallup applies standardized survey methodology worldwide, making it possible to compare results across all countries and over time. We can also monitor trends, identify global and regional patterns and aggregate data across multiple years to increase statistical power in situations that require complex analysis. The wealth of topics that Gallup's World Poll covers lets us study these situations from multiple angles.

## **Global coverage**

Unlike other international surveys that often only obtain urban samples in countries where survey research is difficult, Gallup's coverage area includes entire countries, including rural areas. The sampling frame represents the entire civilian, non-institutionalized adult population. Exceptions include areas where the safety of interviewing staff is threatened, scarcely populated islands in some countries, and areas that interviewers can reach only by foot, animal or small boat.

## **Data preparation**

Gallup cleans and weights all data in a centralized location in the United States to ensure consistency in data processing.

## **Additional global research capabilities**

### **Custom question modules**

Gallup's global research capabilities give us the flexibility to add additional question modules for clients who require deeper analysis on specific topics. For example, World Bank and Gallup collaborate on a global database that allows researchers to compare



how individuals use bank accounts and other financial products. In 2011, Gallup added questions about the use of savings, credit, insurance and payment services to its existing worldwide surveys in 148 countries to provide a demand-side snapshot of financial inclusion worldwide.

## **Target populations**

Gallup is also able to target unique populations such as young people, minority groups, temporary workers and others. For example, Gallup and Silatech, a foundation based in Doha, Qatar, measure and analyse the attitudes of young people in the Arab world with respect to their hopes and desires in life, work, entrepreneurship and obstacles to success. For this partnership, Gallup conducts surveys twice a year in as many as 22 countries in the Arab League. Gallup oversamples 15- to 29-year-old nationals in Gulf Cooperation Council countries to focus on the issues that affect young people.

Gallup also has experience in interviewing displaced people in refugee camps.

## **Custom studies and dissemination**

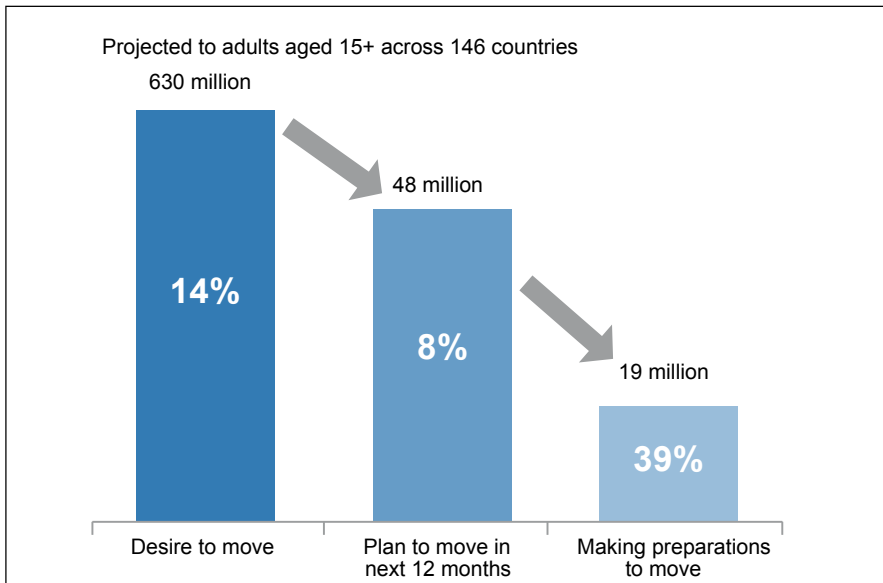
Gallup can also develop custom studies that measure almost any issue – including migration – affecting organizations, cities or countries. Gallup works closely with clients to develop questionnaires and survey methods, and then partners with them to create dissemination strategies to ensure that key findings reach target audiences.

### 3. MIGRATION DESIRE, PLANS AND PREPARATION

Hundreds of millions of adults worldwide would leave their homelands if they could and start new lives somewhere else. But many of these people may never actually leave. In some situations, their home countries may not allow them to go or their personal circumstances, such as their health, finances or family obligations, may keep them home. And yet, millions still plan to go and are preparing to leave.

Gallup studies follow hundreds of thousands of potential migrants worldwide from where the dream begins – with their desire to move to another country – to where it starts to become more real. Our data reveal wide gulfs between those who desire to move permanently, those who are planning to move in the next 12 months, and those who are actively preparing to move. Fourteen per cent of the world’s adults say they would like to move, 8 per cent of them are planning to do so in the next year, and less than half of those planning to move say they have already started making preparations.

**Figure 1: Global desire for migration versus plan versus preparation**



Copyright © 2011 Gallup, Inc. All rights reserved.

These potential migrants’ profiles look different at each point on the path to permanent migration, which is vital intelligence for leaders who are seeking to formulate and implement coherent migration and development policies. By studying the transformation that takes place among those who would like to go, those who plan to go and those who are getting ready to go, we gain a better understanding of not only who, but also the dynamics of why.

The Gallup data are unique in that they reflect potential migrants' situations and mindsets before they take their final step. These data are instrumental in helping leaders think proactively rather than reactively about how migration can benefit their communities, organizations and countries.

## **Migration desire**

In today's age of unprecedented mobility, hundreds of millions migrants are on the move internationally – and hundreds of millions of potential migrants would join them if they could.

Gallup's global database makes it possible to estimate the number of adults who would like to migrate permanently to another country if they could, pinpoint who these prospective migrants are – their education, gender, age, employment status and other characteristics – and identify the dynamics of their desire to leave. These data also provide clues as to where the next wave of potential migrants might come from and where they might go – crucial information for policymakers and other government and civil society groups in migrant-receiving and migrant-sending countries alike.

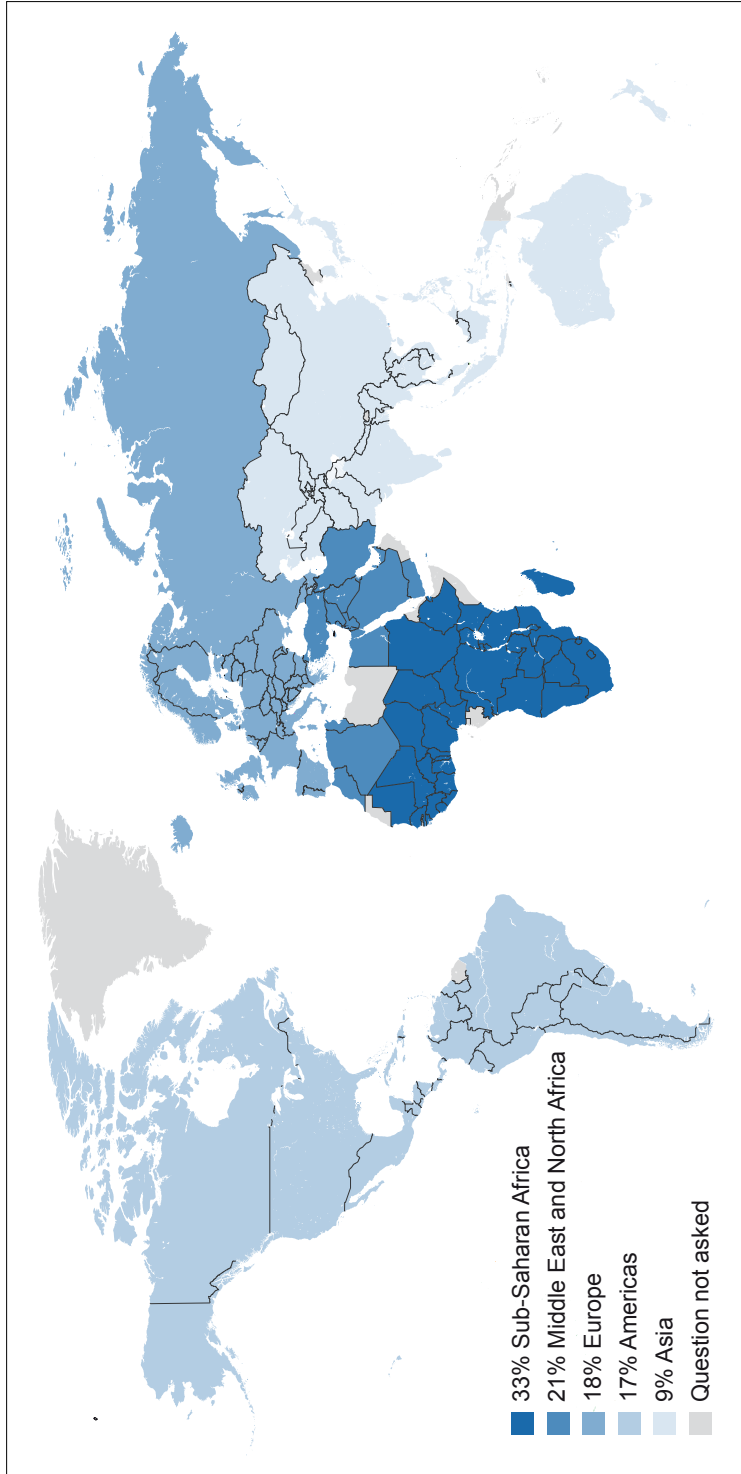
Gallup's latest World Poll findings, based on interviews with 401,490 adults in 146 countries – which represent more than 93 per cent of the world's adult population – indicate that worldwide desire to migrate permanently to another country showed signs of cooling between 2007 and 2010.

However, hundreds of millions of adults would still like to move: Fourteen per cent of the world's adults – or about 630 million people – would like to migrate to another country if they had the chance, down from 16 per cent, or more than 700 million people, in previous years. These figures are still at least triple the 214 million international migrants the United Nations Department of Economic and Social Affairs estimated worldwide in 2010 – and this 214 million includes children and adults (United Nations, 2009).

### **Where the next wave of potential migrants might come from**

Residents of sub-Saharan Africa remain the most likely worldwide to express a desire to migrate permanently, Gallup finds. Thirty-three per cent of adults across sub-Saharan Africa say they would like to move, although this is down from 38 per cent in earlier readings. Desire also faded slightly in Latin America (from 23% to 20%) and in South-East Asia (from 12% to 9%) between 2007 and 2010.

**Map 1: Desire for permanent migration by region**



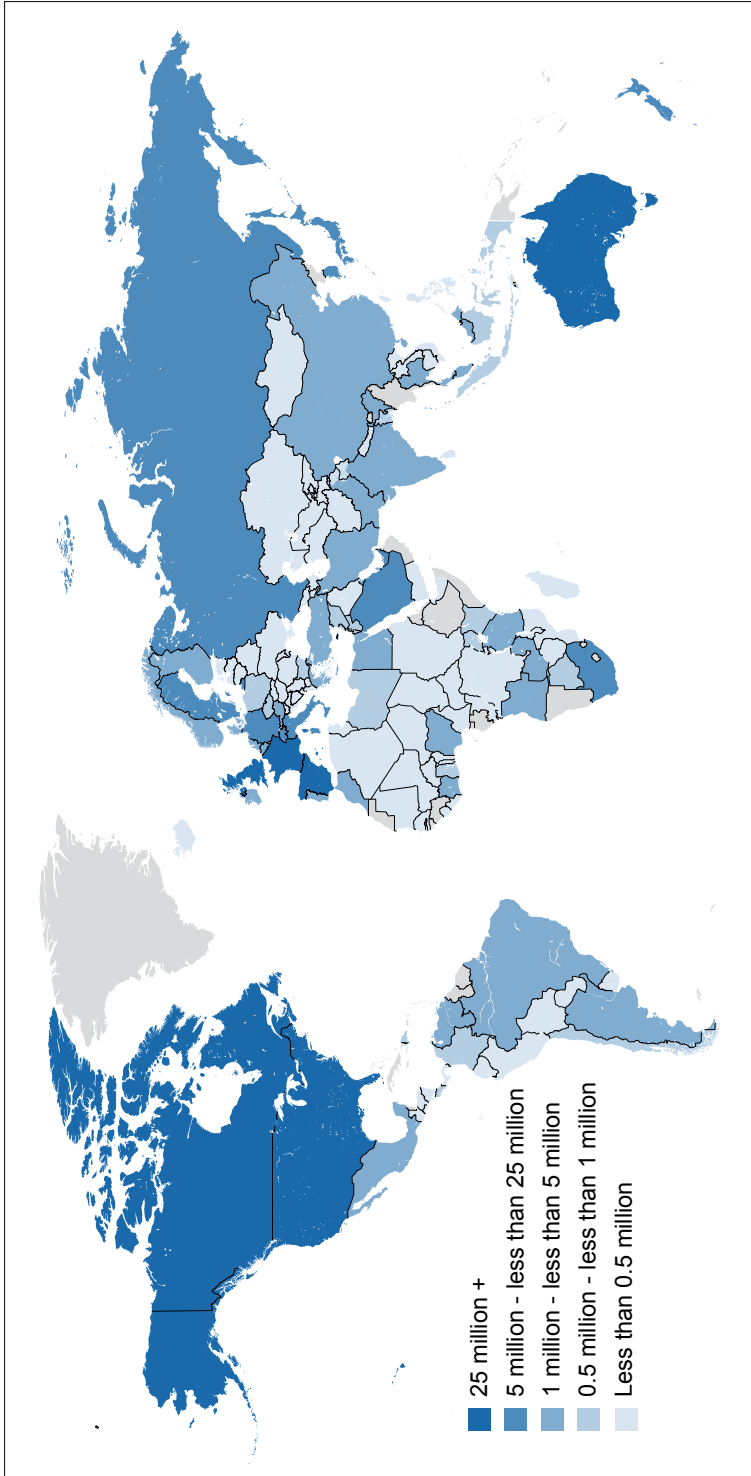
Copyright © 2011 Gallup, Inc. All rights reserved.

In other parts of the world, desire remained unchanged. In the European Union, for example, the percentage of adults who would like to migrate permanently was unmovable at 20 per cent. In Northern America, which includes the United States of America and Canada, the percentage of potential migrants held at 10 per cent.

## **Where they might go**

Eighteen countries attract more than 70 per cent of potential migrants worldwide. The United States continues to be the top desired destination for adults who would like to migrate. About 23 per cent of potential migrants – about 145 million adults worldwide – name the United States as their desired future residence. Canada, the United Kingdom, France, Spain and Australia appeal to at least 25 million adults.

**Map 2: Desired destination countries for potential migrants**



Copyright © 2011 Gallup, Inc. All rights reserved.

Northern America and countries in the European Union continue to be top draws regionally. Roughly 188 million adults, or about 30 per cent of the total percentage of adults who would like to move worldwide, would like to move to Northern America.

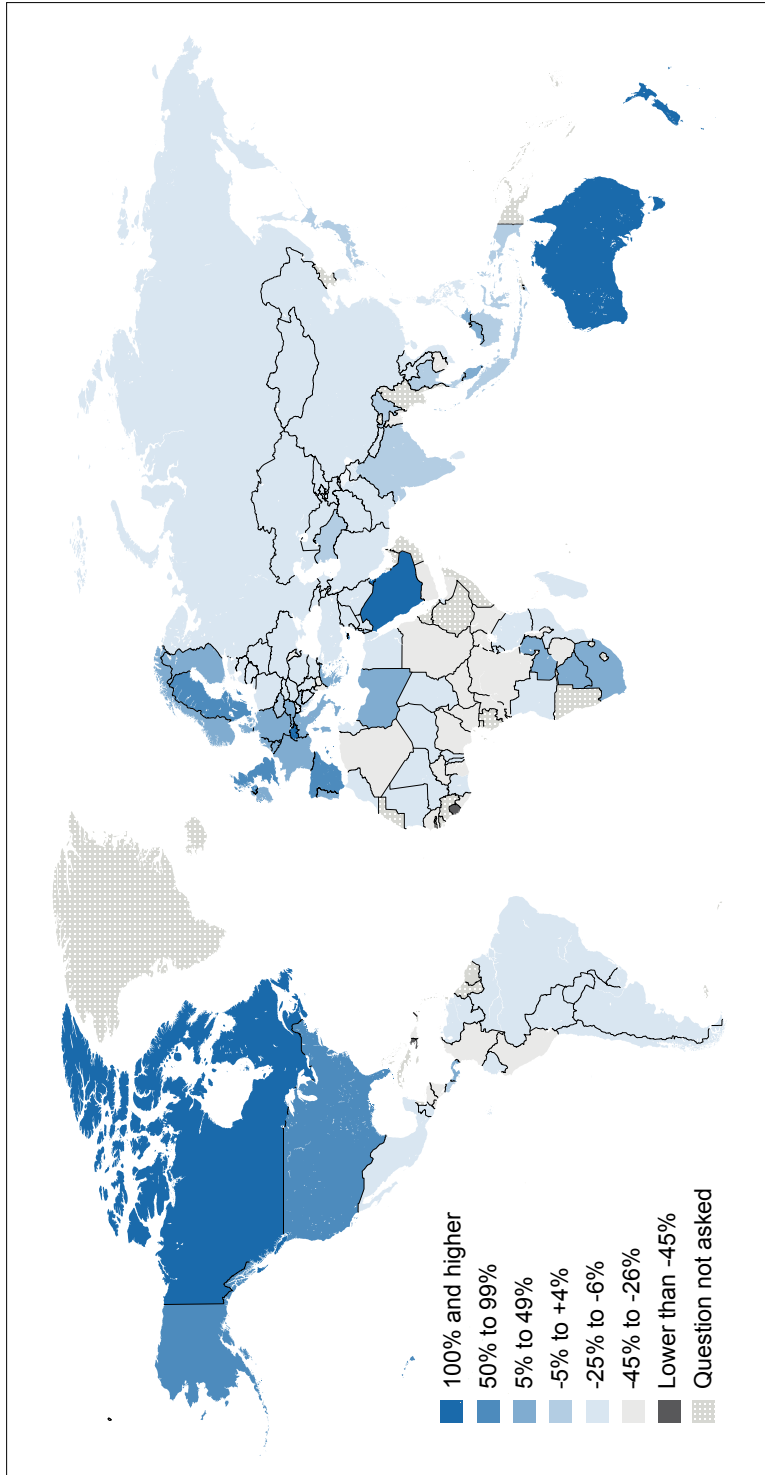
About 178 million adults would like to move to a country in the European Union. Additionally, the European Union has the highest percentage of residents worldwide who would like to move there from within the European Union. Of the 178 million who would like to move to a European Union country, about 36 million are from within the European Union.

## **What would happen if all potential migrants moved today**

Gallup's Net Migration indexes suggest that if everyone who would like to migrate moved where he or she wanted, many developed countries could be overwhelmed, and developing nations could lose valuable human capital. Some wealthy nations could see their adult populations double or even triple. Others that can ill afford to see their populations decline, such as the Russian Federation, stand to lose big.

Potential Net Migration Index scores are the estimated numbers of adults who would like to move permanently out of a country if the opportunity arose, subtracted from the estimated numbers of adults who would like to move into it, as a proportion of the total adult population. The higher the resulting positive Potential Net Migration Index value, the larger the potential net adult population gain.

**Map 3: Potential Net Migration Index scores, 2008–2010**



Copyright © 2011 Gallup, Inc. All rights reserved.



For example, subtracting the estimated 15 million Russian adults who would like to move out of the Russian Federation if they had the opportunity from the 7 million adults who would like to move to the Russian Federation and dividing that number by the total Russian adult population (121 million) results in a Potential Net Migration Index value – or a net adult population loss – of -7 per cent.

Gallup's Potential Net Brain Gain and Potential Net Youth Migration indexes, calculated using a similar approach to that of the Potential Net Migration Index, measure the potential net change to the adult population with the equivalent of a bachelor's degree or higher and the net change to the 15- to 29-year-old population, respectively.

Index scores worldwide indicate that highly developed countries generally would see a much larger influx of young people than they would educated people. Only developed Asia would see significant brain drain.

Developing nations, in contrast, could potentially experience losses in every area – particularly among youth. Latin America, for example, could see similar losses in its total adult population and its most educated population, but losses among youth could be significant. India, in particular, could potentially face brain drain: the country's Potential Net Brain Gain Index (-12%) is significantly lower than its Potential Net Migration Index (-5%).

#### *Case in point: South Africa*

More than a decade after apartheid, South Africa is still labouring to create a coherent migration policy that “is responsive to South Africa's changing role in Africa, its complicated relationship between migration and development and the problem of rampant xenophobia” (Crush, 2008).

Until South Africa can develop enough skilled workers from within its own population base to support its economy, it needs to focus on keeping South Africans with these skills at home and attracting highly skilled migrants from abroad. While South Africa's Potential Net Migration Index score suggests that the country's adult population could increase as much as 8 per cent through migration, its score of -2 per cent on the Potential Net Brain Gain Index suggests it is not doing a particularly good job of attracting educated people.

## The demographics of desire

### Age and education strongly related to desire

Worldwide, factors such as age and education strongly relate to people's desire to migrate. Younger people tend to be more likely to express a desire to relocate permanently. This includes nearly equal ratios of young men and women in most regions around the world – with the exception of the Middle East and North Africa, where young men are more likely to want to move. Adults with at least some secondary education tend to be more likely to want to go than those with less education.

Overall, most potential migrants want to move from developing countries to developed countries, largely reflecting what happens in reality. Some potential migrants' choices in destinations, however, vary a great deal by age and education, while others do not. Understanding these patterns is important to sending and receiving countries alike.

#### *Case in point: The United States and Canada*

Although potential migrants view both countries as attractive destinations, the United States and Canada appeal to different demographics. Overall, both countries are poised to experience higher youth gains than education gains. However, unlike Canada, the Potential Net Brain Gain score (9%) of the United States is much smaller than its Potential Net Migration Index score (51%), which indicates that it would attract more people, but not necessarily more educated people.

These differences may partly reflect the emphasis that each country's immigration policy places on different categories of migrants. In the United States, Department of Homeland Security statistics show family-sponsored migrants account for the largest percentage of those who become legal permanent residents each year, followed by workers (Monger, 2010). The reverse is true in Canada, where government migration statistics show that applicants with higher levels of education, job experience and skills make up the largest portion of legal permanent residents, and those in the family category make up the second-largest portion (Citizenship and Immigration Canada, 2009).

## **Job status matters, although not for everyone**

People's intrinsic need for a good job is evident among those who say they would like to migrate. Underemployed<sup>1</sup> adults in many parts of the world are often the most likely to say they would like to move to another country permanently if given the chance. Worldwide, underemployed adults are nearly twice as likely (20%) as those employed at capacity (13%) or not in the workforce (11%) to say they would like to migrate.

## **Engagement at work does not necessarily dim desire to migrate**

Given the relationship between underemployment and the desire to migrate, one would think that workers who have formed a positive emotional attachment to their workplaces would be less likely to want to move away from them. Gallup's data confirm this hypothesis – but only in some parts of the world.

In South Asia and South-East Asia, workers who are engaged at work are more likely to say they would like to migrate permanently to another country. Education alone does not help explain this difference. Greater aspirations and optimism about the future combined with better perceived opportunities for themselves and their families could explain this seeming anomaly.

### *Case in point: India*

India's Potential Net Brain Gain Index (-12%) is significantly lower than its Potential Net Migration Index (-5%). This suggests that educated people do have a greater desire to leave the country. More compelling is the notion that those who are engaged at work or those who intend to start a business in the next 12 months have a greater desire to leave the country than others do.

Engagement at work for many Indians does not appear to preclude their aspirations to settle overseas. It is possible that Indians can be engaged at work and still view their career options as limited by remaining in India.

---

<sup>1</sup> These results are based on interviews with 107,404 adults in 105 countries in 2009 and 2010. Gallup classifies respondents as "employed" if they are employed full-time or are employed part-time but do not want to work full-time. Respondents are "underemployed" if they are employed part-time but want to work full-time or are unemployed. Those "not in the workforce" are not working and are not looking for and/or available for work. They may be full-time students, retired, disabled or homemakers, though they may not fit any of these scenarios.

## **Plans and preparation**

Roughly 630 million of the world's adults may dream of moving to other countries, but less than one tenth of them – about 48 million adults – are planning to make the move in the next 12 months. Less than half of those who are in the planning stages – about 19 million – are actually making the necessary preparations to move, such as applying for visas or residency and purchasing tickets.

It is impossible to pinpoint one factor that explains why some adults' desire to migrate does not progress beyond the dream stage while others advance to the planning and preparation stages. Many factors can influence the situation:

- Potential migrants' personal circumstances – their finances, health, family situations and their job status – can keep them at home or keep them moving. They may need to move to find work or to find better jobs. Their personal characteristics may also play a role – if they are naturally risk-takers, they may be more willing to make the leap.
- Migration policies that make movement easy from one country to another, such as movement from one European Union country to another, could make planning and preparation easier. Conversely, policies – or the lack thereof – may create so many roadblocks to leaving or entering a recipient country that potential migrants become discouraged.

### **Plans to migrate in the next 12 months**

Among adults who would like to migrate, those in the Middle East and North Africa are the most likely worldwide to say they plan to leave their countries permanently in the next 12 months, Gallup finds. While 21 per cent of adults in the Middle East and North Africa overall say they would leave if they could, 16 per cent of them – or about 6 million adults – are planning to do so in the next year. The numbers who are planning to go range widely in the region: 25 per cent of potential migrants living in Gulf Cooperation Council countries say they plan to move in the next 12 months, while 14 per cent in North Africa have the same plans.

**Figure 2: Plans to move to another country in next 12 months by region**

Among those who desire to move to another country permanently

Region	
Middle East and North Africa	16%
Sub-Saharan Africa	12%
Americas	10%
Asia	7%
Europe	5%

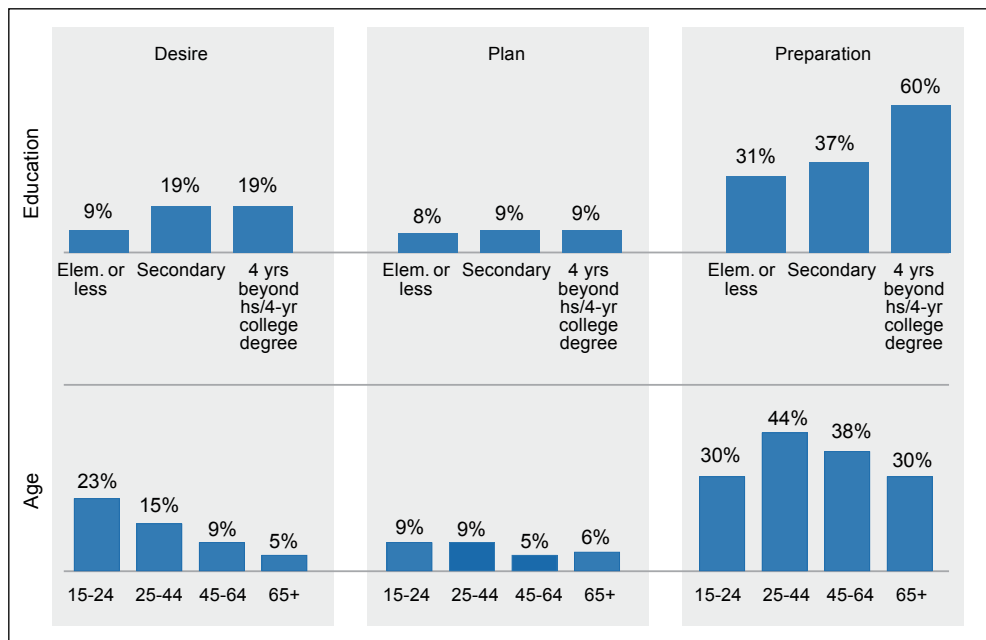
Copyright © 2011 Gallup, Inc. All rights reserved.

Twelve per cent of potential migrant adults in sub-Saharan Africa say they are planning to move to another country permanently in the next year, while 10 per cent of potential migrant adults in the Americas indicate their plans to move. In all other major regions, the percentage planning to move does not rise out of the single digits. Seven per cent of potential migrants in Asia are planning to move in the next year, as are 5 per cent of potential migrants in Europe.

### **Age and education are less of a factor at the planning stage and more in preparation**

While factors such as age and education strongly relate to people's desire to migrate worldwide, they do not matter as much in whether potential migrants are planning to move in the next 12 months.

**Figure 3: Desire versus plan versus preparation by education and age**



Copyright © 2011 Gallup, Inc. All rights reserved.

In Latin America, sub-Saharan Africa and developing Asia, potential migrants in the 25 to 44 age group are only slightly more likely than those in other age groups to say they are planning to move in the next year. In Asia, the Middle East and North Africa, and Latin America, education makes some difference in potential migrants' likelihood to plan: those with the highest education are more likely to say they plan to move in the near future. Education makes the most difference in developing Asia.

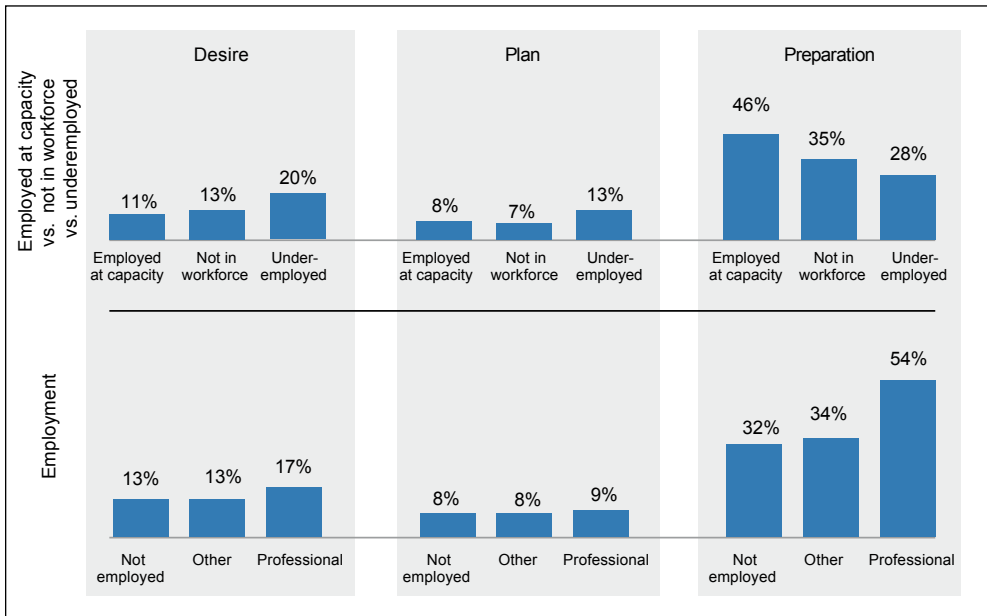
While education makes only a slight difference among planners, it makes a significant difference among preparers. The likelihood that potential migrants are actively preparing to migrate increases with education level, and is nearly twice as high among the most educated as those in other education groups.

### **Those preparing to move are more likely to be employed at capacity**

While underemployed adults in many parts of the world are often the most likely to say they would like to move to another country permanently if given the chance, they are also more likely to say they are planning to go. For example, in the Middle East and North Africa, potential migrants who are underemployed (33%) are nearly three times more likely to say they are planning to migrate than those who are employed at capacity (13%) or those not in the workforce (12%).

However, those who are working at capacity are the most likely to say they are making the necessary preparations to move. Underemployed potential migrants (28%) are actually the least likely to say they are taking steps to migrate.

**Figure 4: Desire versus plan versus preparation by employment status**



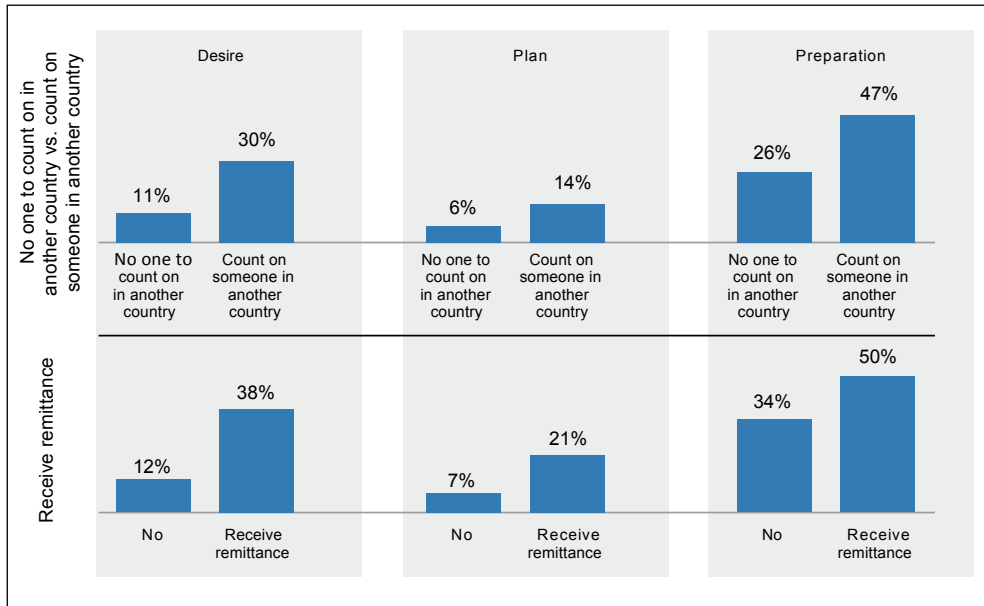
Copyright © 2011 Gallup, Inc. All rights reserved.

Worldwide, those whose work falls under the “professional” category are more likely to desire to migrate than those who are “not employed” or those whose work falls into a category other than “professional.” While job type does not appear to influence the likelihood to plan migration, it makes a difference in regard to making preparations to migrate. A majority (54%) of potential migrants who are “professionals” say they are actively preparing to move.

### **Social networks and remittances are vital at all stages**

The important role that transnational social networks play in migration is evident, regardless of whether people are only dreaming of moving to another country or actually planning and preparing to go. Adults who can rely on help from friends and family in other countries when they need it are nearly three times more likely to say they would like to migrate (30%) than those who do not have these types of networks (11%).

**Figure 5: Desire versus plan versus preparation by support from abroad**



Copyright © 2011 Gallup, Inc. All rights reserved.

Adults who receive help from abroad in reality – not hypothetically – through remittances are also more likely to find the idea of moving to another country desirable. Among those whose households receive remittances from another country, 38 per cent say they would like to relocate permanently, while 12 per cent of those who do not receive this type of help say they would like to move to another country. This pattern persists at the planning and preparation stages.

### **Additional global research capabilities**

Based on existing data, Gallup can also identify different countries’ competitive strengths and weaknesses in an ever-changing economic environment and offer intelligence on how they can retain their best labour force and attract the right talent from other countries.



## **4. MIGRATION FOR TEMPORARY WORK: REALITY VERSUS DESIRE**

### **More worldwide desire to move for temporary work than to move permanently**

Not all potential migrants would like to leave their countries for good. Gallup's World Poll surveys of more than 141,000 adults in 2009 and 2010 show they are nearly twice as likely to say they would like to leave for temporary work (26%) as to leave permanently (14%). Across the 119 countries and areas surveyed, an estimated 1.1 billion people desire to migrate temporarily to another country for work.

Although more adults worldwide would like to migrate temporarily for work than to move permanently, their profiles are similar. Potential temporary migrants tend to be younger, to have a secondary education or higher, and to be underemployed. Overall, men are more likely than women to say they would like to migrate for temporary work, but the gender gap largely disappears when examining those in the workforce.

Residents of sub-Saharan African countries are the most likely worldwide to say they would like to work temporarily in another country, with nearly half of adults (49%) across the subcontinent expressing this desire.

Residents of Asian countries are the least likely to want to migrate for this reason, but the 19 per cent who would like to migrate for temporary work translates into more than 505 million adults, or about half of the total number of potential temporary migrants worldwide. The desire to migrate for temporary work varies a great deal across Asia. For example, the Chinese (19%) are about twice as likely as Indians (8%) to say they would like to go.

### **Desire to migrate for temporary work does not always match reality**

Gallup's vast global database makes it possible to study the traits of adults who desire to migrate temporarily for work and contrast them with those who are doing so in reality. For example, along with measuring desire for temporary work, Gallup has

annually tracked the number of adults in the Commonwealth of Independent States (CIS) region who actually work temporarily in another country.

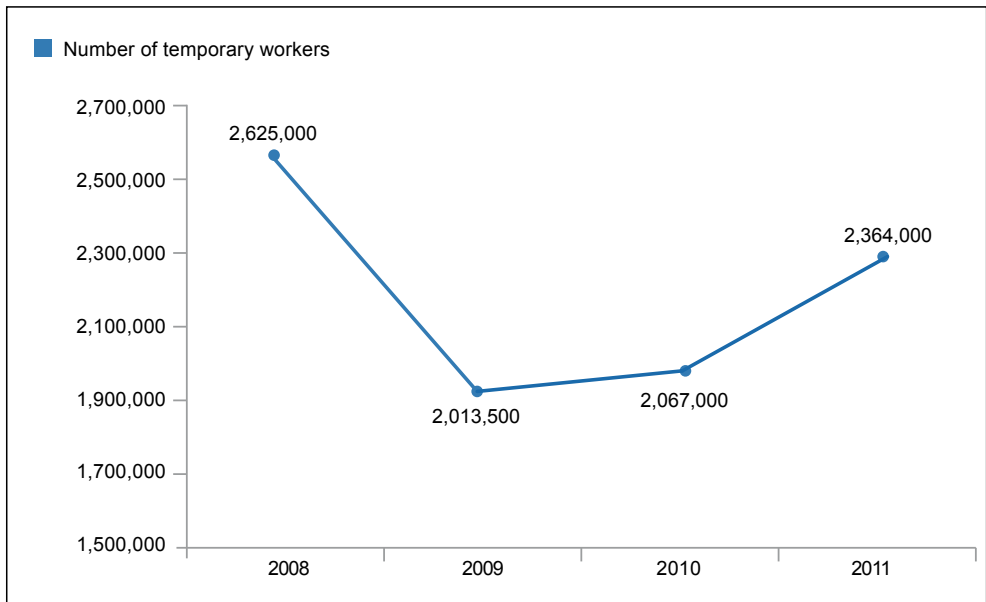
Through the lens of Gallup data, we can examine trends in temporary migration across the CIS before and after the 2008 global economic crisis, focusing on three Central Asian countries that are highly dependent on labour migration to the Russian Federation: Uzbekistan, Kyrgyzstan and Tajikistan. We can look at who these migrants are – their age, their education, their gender and where they are – in contrast with those who have not left, but would like to go abroad for temporary work.

Gallup asks the following question the same way in all households: *Does anyone in this household work temporarily in another country, or does everyone work in this country?* Further, Gallup asks residents who indicated that a household member is working temporarily abroad about how many members work in other countries and the age, gender and education of each and where these people work.

Gallup does not ask about legal or illegal migration, which may help explain why our figures might be higher than official government estimates – we are likely netting legal and irregular temporary workers. At the same time, Gallup's estimates likely underrepresent single-person households and households in which all members are abroad for temporary work because they are unavailable to interview. In general, it is important to consider these data as a snapshot of the situation at the time of the surveys. For example, Gallup collected the latest data for Uzbekistan in September 2011.

The general trend shows that migration for temporary work declined in most CIS countries after 2008, reflecting global economic conditions. The vast majority of these workers worked in the Russian Federation. Temporary migration in Uzbekistan still has not recovered in 2011, while it is rebounding in Kyrgyzstan and has fully recovered in Tajikistan.

**Figure 6: Number of temporary workers from Kyrgyzstan, Tajikistan and Uzbekistan, 2008–2011**



Copyright © 2011 Gallup, Inc. All rights reserved.

Temporary migrants in countries outside Central Asia are less dependent on the Russian Federation and other CIS countries as destinations for temporary work. In Uzbekistan, Kyrgyzstan and Tajikistan combined, 88 per cent of temporary migrants work in the Russian Federation. In the Republic of Moldova, on the other hand, Gallup estimates that about 53 per cent work temporarily in the Russian Federation and sizeable numbers work in European countries.

The profile of temporary migrants in Central Asia tends to be younger and male. Temporary migrants from Central Asia also tend to be better educated than the population at home. For instance, temporary migrants from Kyrgyzstan are nearly twice as likely to have a college degree (23%) than the general population (12% according to Census figures).

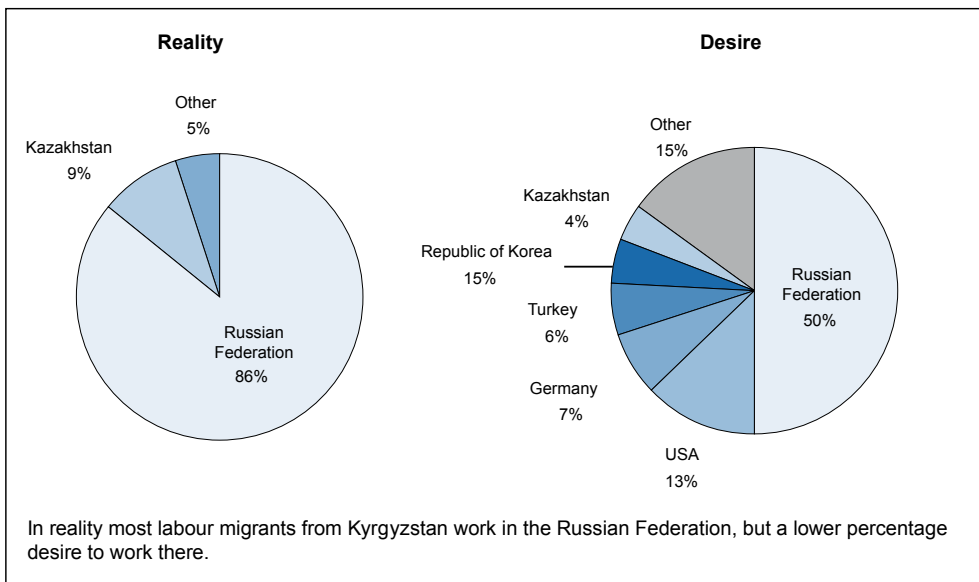
Gallup's data show temporary migration is down, but the desire to migrate for temporary work remains strong and steady in Uzbekistan, Kyrgyzstan and Tajikistan, illustrating how reality is often different from the desire for temporary work.

## Special focus: Reality versus desire in Kyrgyzstan

### Reality

Based on Gallup data, Kyrgyzstan averaged about 1.8 temporary migrants per household in 2011. These temporary migrants were more than twice as likely to be male (69%) than female (31%) and were about 30 years old, on average. The majority of temporary migrants work in the Russian Federation (86%), with much smaller percentages working in neighbouring Kazakhstan (9%).

Figure 7: Reality versus desire for labour migrants in Kyrgyzstan



Copyright © 2011 Gallup, Inc. All rights reserved.

### Desire

More than four in 10 Kyrgyzstani adults (41%) in 2011 would like to go abroad for temporary work, up from one in three in 2010. While these potential temporary migrants are roughly about the same age as average temporary migrants, in reality more than half (56%) are women. A much smaller percentage of potential temporary migrants in Kyrgyzstan favour the Russian Federation as a desired destination (50%) than actually work there (86%), and indicate they would like to go other places such as the United States (13%) for work.

Overall, temporary migration is recovering in Kyrgyzstan and Tajikistan, but it is still lagging in Uzbekistan. The desire to move elsewhere for temporary work is still strong in all of these countries. However, these countries need to work on becoming

less dependent on the Russian Federation for temporary jobs – particularly when legal worker permits are getting harder to come by as quotas shrink and as tensions remain between Russian nationals and migrant workers from CIS.

At the same time, the Russian Federation is easing immigration procedures for highly qualified professionals. Prospective temporary migrants do indicate that they would like to go to places other than the Russian Federation for work, so bilateral agreements with other partners may open new doors for temporary workers who are less educated and less qualified.

The greater desire for temporary migration over permanent migration worldwide is a positive finding. Temporary migration for work can be a win-win solution for sending and receiving countries and offers several advantages over permanent resettlement. Temporary workers provide a much-needed source of labour for receiving countries facing shortages. Sending countries also benefit economically from the remittances these workers send home and potentially gain skills and knowledge when these workers return.

## **Additional global research capabilities**

For countries looking for labour migrants from abroad, Gallup data can identify their best “match” in terms of donor countries, as well as the characteristics of workers wanting to go to that destination country.

With larger sample sizes, Gallup can perform timely estimations of labour migration flow and profile existing labour migrants for any country of interest annually, quarterly or monthly, using Gallup’s model described previously.

## **5. MIGRATION, DEVELOPMENT AND TEMPORARY WORK**

The money that temporary workers earn in other countries is undeniably a lifeline for their families back home and, in many cases, for their economies. However, there are also profits in the skills and knowledge that temporary migrants could gain while abroad. If remittances are not invested productively at home, and returning migrants do not share what they have learned, the countries that send so many of their workers abroad stand to lose development gains they might get.

Gallup's studies in one of the countries with the highest volume of remittances worldwide compared with gross domestic product (GDP) – the Republic of Moldova – show how returning migrants' experiences abroad change their lives and those of their families. The research suggests that Moldovans are seeing a slight boost to their financial situations, but this is not translating into development for the Republic of Moldova.

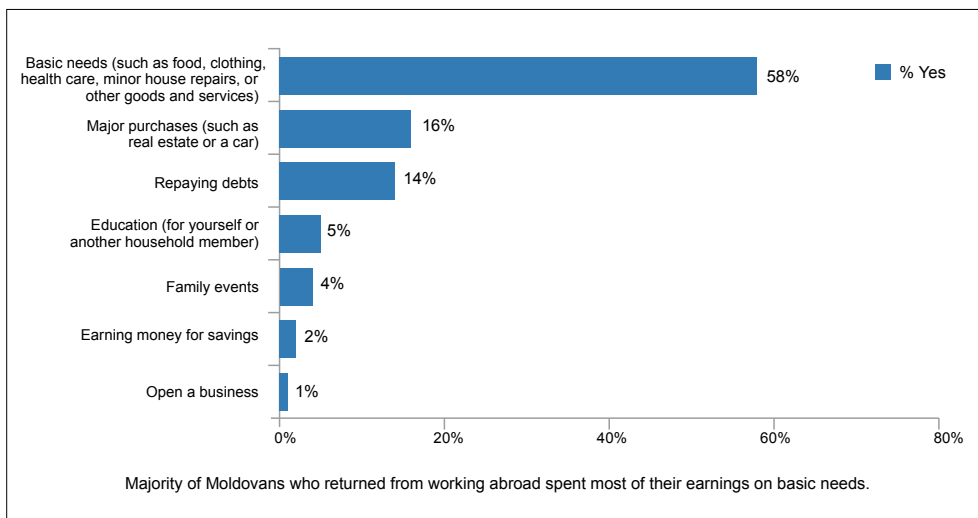
### **Moldovans see financial benefits from temporary work**

Thirty-four per cent of Moldovan adults whom Gallup interviewed in July 2011 said one or more of their household members work temporarily in another country, which aligns with recent IOM research that shows that more than 35 per cent of Moldovan households benefited directly from remittances in 2009. More than one in five Moldovans (21%) whom Gallup interviewed said they personally worked outside the country in the last 10 years.

Among Moldovans who returned to their country after working elsewhere, more than half (59%) said their household's financial situation improved because of their temporary work. Further, this group is slightly more likely than those who did not go abroad for temporary work to say that their household is "getting by" on their current income and are more likely to see their standard of living "getting better".

However, Moldovans are not productively investing most of these financial gains. The majority of Moldovans who returned from abroad said they spent the money they earned on their family's basic needs, such as food, clothing, health care and minor house repairs. Sixteen per cent said they spent it on major purchases and 14 per cent repaid debts. They spent little of these funds on savings, education or starting new businesses.

**Figure 8: Where returning Moldovan migrants spent their earnings**



Copyright © 2011 Gallup, Inc. All rights reserved.

## Temporary workers do not find better jobs at home

Few Moldovans who worked temporarily abroad and returned home say that their professional qualifications improved because they worked outside the country (35%). A relatively small 12 per cent said their experience helped them get a better-paying job after returning home.

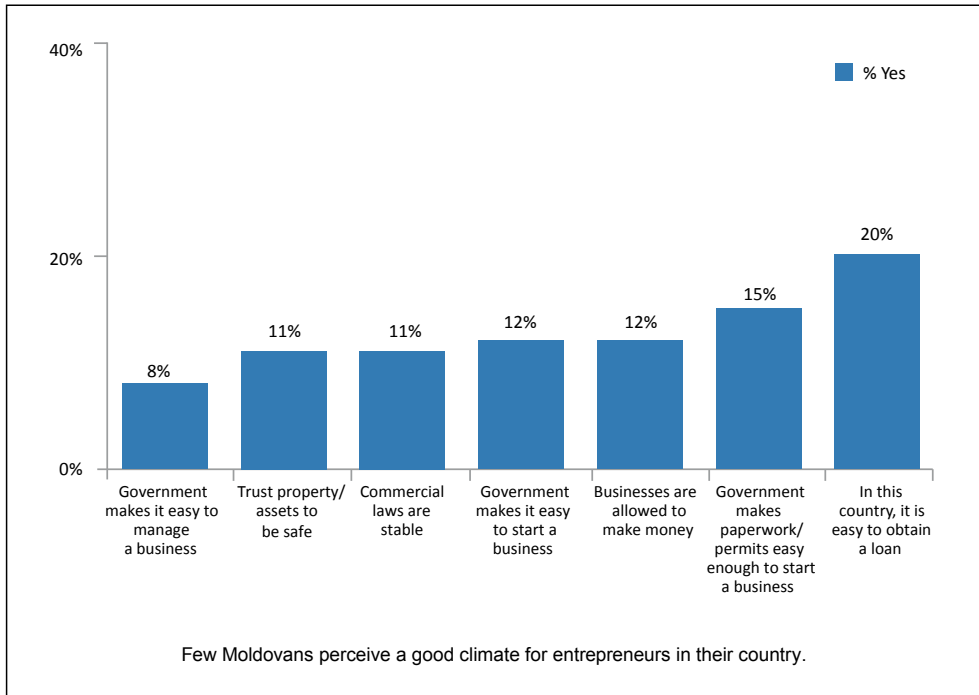
Among those in their prime working years (15- to 64-year-olds), residents who have worked abroad are not any more likely to say that they are employed in their “ideal job” than those who have not worked abroad. These returning migrants are more likely to be underemployed – unemployed or working part-time but wanting to work full-time – than their counterparts who have not worked abroad.

## Returning migrants inclined to start businesses, but see barriers

Temporary workers who have returned to the Republic of Moldova from abroad are not investing in starting businesses when they come back, although they are more likely to have considered doing so than those who have not worked abroad (47% versus 31%). Almost half of those who have worked temporarily in another country say that they have thought of starting a business, but relatively few (6%) actually plan to start one in the next year.

Many of these Moldovans may see their government standing in the way of them turning their entrepreneurial aspirations into reality. Few Moldovans say that the government makes it easy to start a business (12%) and manage a business (8%). They also do not believe that it is easy to obtain a loan to start a business or that the government makes paperwork or permits easy enough for anyone who wants to start one. Few trust that their assets and property would be safe, that commercial laws are stable, and that the government would allow their businesses to make a lot of money.

**Figure 9: Moldovans' perceptions of business climate**



Copyright © 2011 Gallup, Inc. All rights reserved.

## Returning migrants view home country in different light

Those who have gone abroad for temporary work view their country through a different lens than those who have stayed home – likely because they have seen the world outside the Republic of Moldova. Those who have worked abroad are less likely to approve of their country’s leadership and are more likely to say that there is corruption in their government. They are also less positive about the education system and the development of youth in their country.



This group also appears to be more tolerant of people from different backgrounds. Those who have gone abroad for temporary work are more likely to say that the Republic of Moldova is a good place for migrants and that it is completely acceptable to marry someone from a different nationality.

While remittances from temporary work are benefiting many Moldovan households, Moldovans are not reinvesting these financial gains into projects that can improve their future, such as education or starting a business. Gallup’s research suggests that temporary workers who have returned to the Republic of Moldova from abroad have the potential to be the country’s next wave of entrepreneurs. Removing barriers – either real or perceived – to starting businesses could help those who have returned to create jobs that will stay in the Republic of Moldova.

### **Additional global research capabilities**

Based on existing World Poll data, Gallup can profile “entrepreneurial traits” in a given country, and identify the type of education and other support these potential entrepreneurs need to succeed and to assist in their country’s development.

Gallup can perform additional in-depth research to understand how to better prepare labour migrants for future work abroad so they can return home with new experiences and knowledge that will help them advance in their home country.

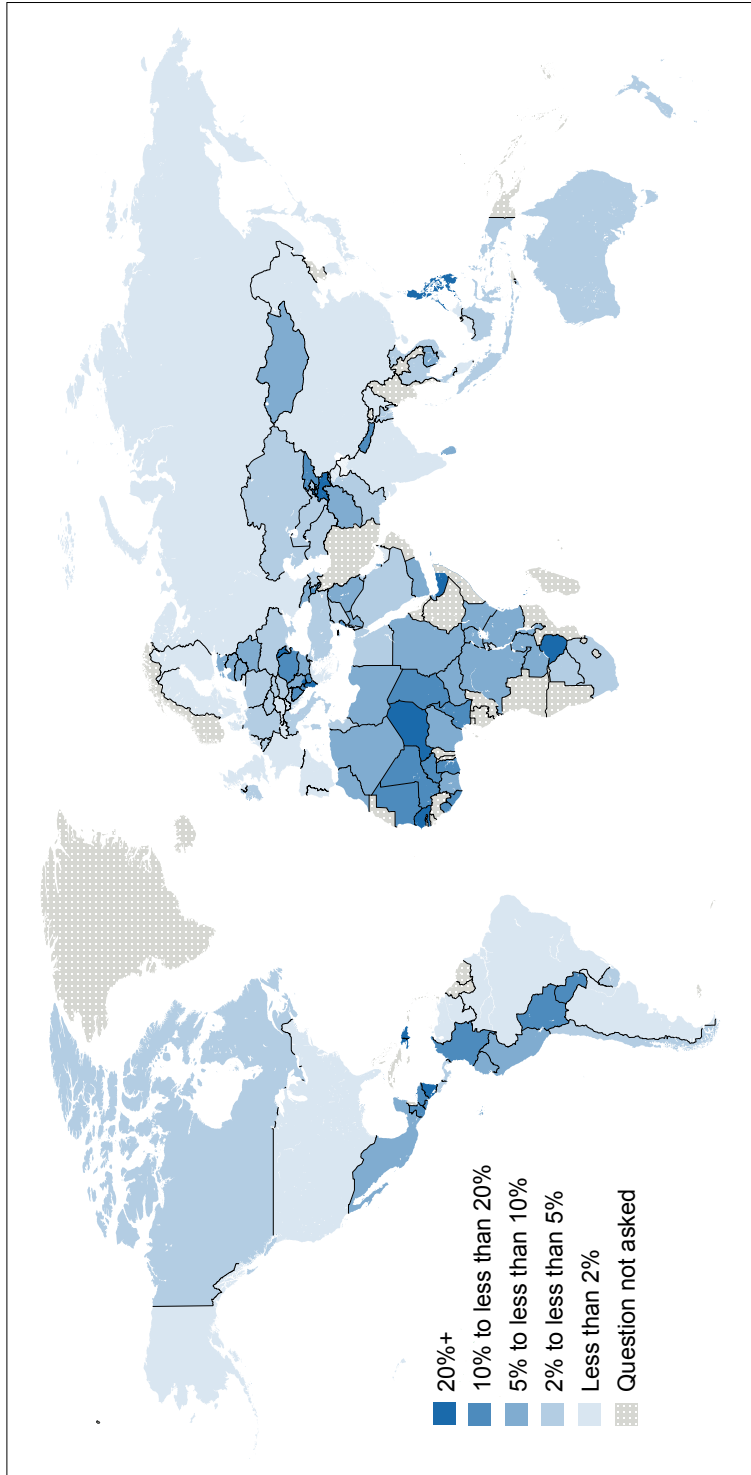
## **6. REMITTANCES AND FINANCIAL HELP WITHIN COUNTRIES**

Gallup World Poll surveys in 135 countries reveal that about 3 per cent of adults worldwide live in households that receive remittances – either in the form of money or goods – from someone in another country. This percentage is 10 per cent or more in 35 countries, representing lifelines for millions. These 35 countries are primarily concentrated in sub-Saharan Africa.

These results, based on aggregated data from surveys conducted in 2009 and 2010, capture information that complements officially recorded flows of money. Gallup's surveys ask about financial help in the form of money or goods and are not restricted to transactions through formal channels. The data also shed additional light on remittances in countries – particularly those in sub-Saharan Africa – where little or no official data exist.

These findings may be conservative either because survey participants are reluctant to report getting help from someone or because the person randomly selected for the interview is unaware that the household receives remittances.

Map 4: Receive remittances by country



Copyright © 2011 Gallup, Inc. All rights reserved.

## **Top countries receiving international remittances**

Adults in the Somaliland region, Comoros and Zimbabwe are the most likely worldwide to report receiving remittances, with more than 30 per cent of adults saying they get money or goods from someone in another country. These relatively high percentages likely reflect help from their large diasporas. In Zimbabwe, for example, where a quarter of the population lives outside the country, the Reserve Bank reports that remittances increased 33 per cent in 2010 to about USD 263 million.

Outside sub-Saharan Africa, the countries where the highest percentages of residents report receiving remittances are more spread out, spanning Latin America, Central Asia, Eastern Europe and South-East Asia.

## **Where remittances go varies by country**

Because Gallup's data track where recipients of remittances live, rather than where a formal remittance transaction ends, they provide insight into where remittances go.

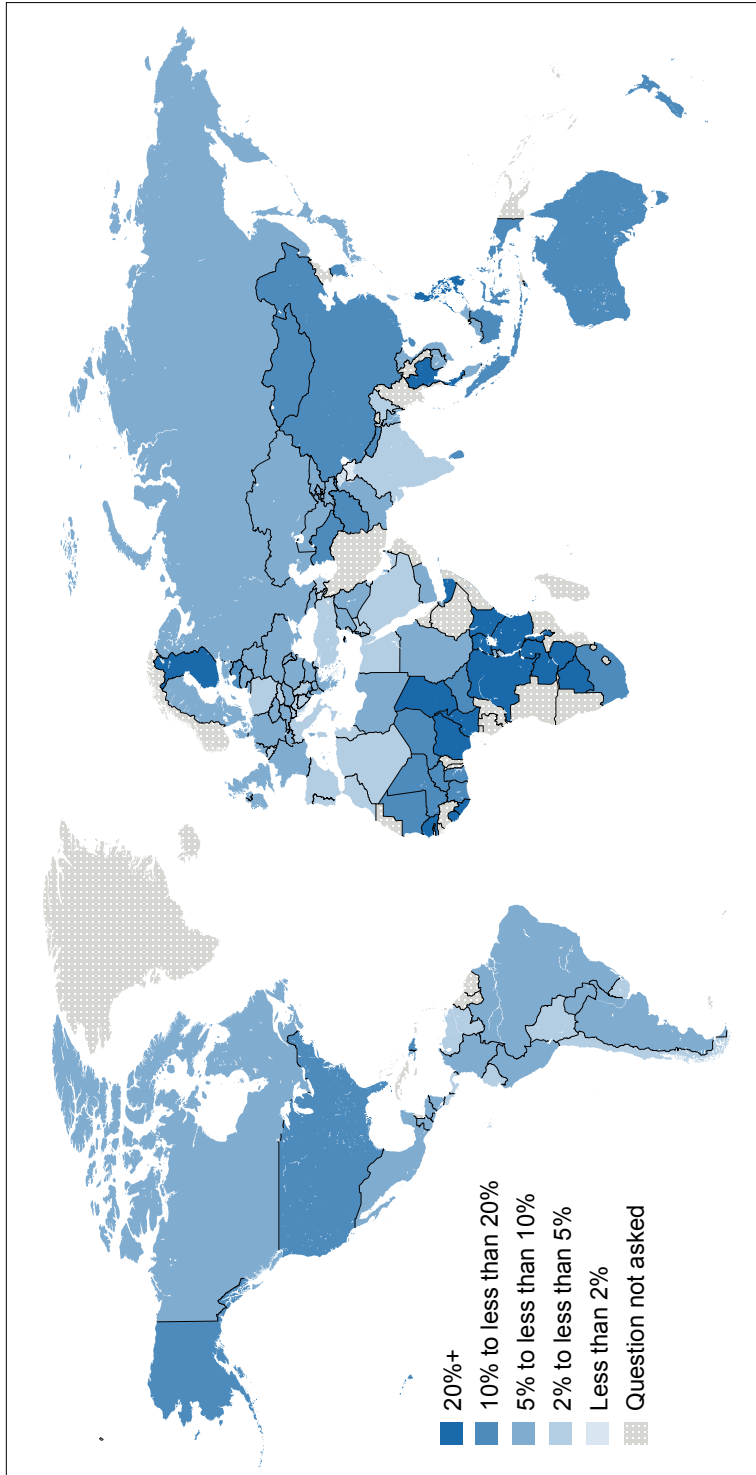
In 12 of the 35 countries where 10 per cent or more households report receiving help from abroad, residents in urban areas – cities with 50,000 residents or more – are more likely to report receiving international remittances than those in less urban areas – towns and villages with populations less than 50,000. This is the case in Zimbabwe, Dominican Republic, the Philippines and nine other countries.

The opposite is true in other countries such as Niger and Tajikistan, where residents living in less urban areas are more likely to receive remittances than those living in urban areas. In countries such as El Salvador and Kyrgyzstan, residents in urban and less urban areas are equally as likely to report receiving remittances. In many – but not all – of these top-receiving countries, international remittances are reaching residents in less urban areas.

## **Financial help from within the country**

While international remittances often receive the lion's share of attention, they are only part of the story. Gallup's data also offer a picture of those receiving financial help from an individual within the *same* country. Ten per cent or more of the population in 43 countries receive this type of help.

**Map 5: Receive financial help from within countries**



Copyright © 2011 Gallup, Inc. All rights reserved.

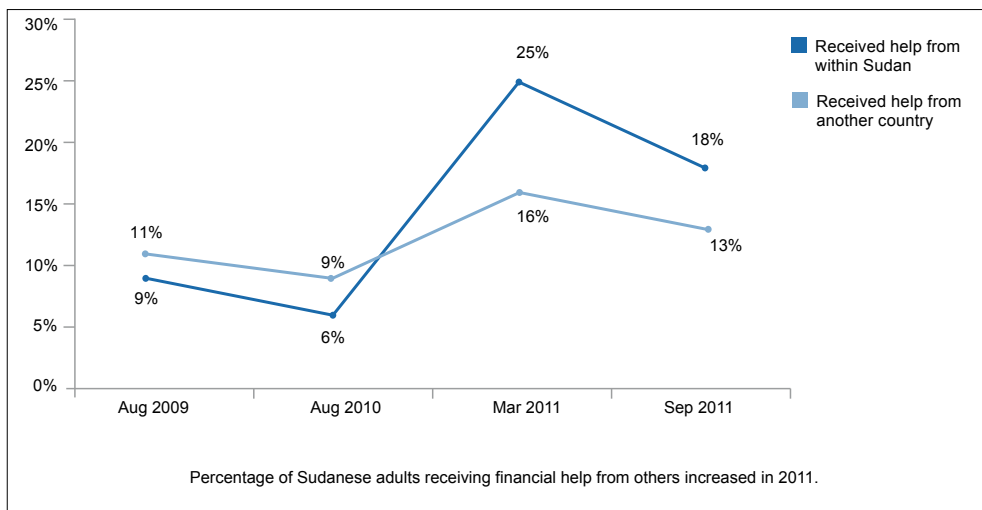
More than half of these countries are concentrated in sub-Saharan Africa, but they span the developed and developing world. At least one in 10 residents of developed countries such as Finland (20%), New Zealand (17%), the United States (12%) and Australia (10%) get financial help from someone in their countries. Sizeable percentages of residents of Canada (9%), Germany (9%) and Hong Kong SAR (Hong Kong Special Administrative Region of China) (9%) report the same.

Residents of some countries and areas rely heavily on financial help from outside *and* within the country, including the Somaliland region, Zimbabwe, Senegal, Comoros and the Philippines. Others, such as residents of Niger, Uganda and Thailand, rely primarily on help from within the country.

*Case in point: Northern Sudan*

Sudanese in northern Sudan grew more reliant on remittances in 2011, reflecting the economic pinch they are feeling with South Sudan’s separation. The percentage of Sudanese saying they get financial help from within their country more than doubled between 2010 and 2011, and the percentage getting help from outside the country has also increased.

**Figure 10: Sudanese receiving financial help, 2009–2011**



Copyright © 2011 Gallup, Inc. All rights reserved.

Gallup's data from September 2011 show that the percentage of Sudanese saying that national economic conditions are getting worse surged higher than 50 per cent, and nearly half said local conditions are getting worse. With inflation soaring to 21 per cent in September and protesters demonstrating against rising living costs and worsening economic conditions, it may be no surprise that more Sudanese are reaching out to others domestically and internationally (El Wardany, 2011).

## **Additional global research capabilities**

Based on existing World Poll data, Gallup can estimate the percentage of adults receiving remittances through informal channels, which are not counted by central banks.

With a network of on-the-ground researchers in more than 150 countries, Gallup can conduct longitudinal studies to follow migrants, map the path of distribution of remittances and their effect at home.

## 7. MIGRATION AND THE ENVIRONMENT

Sudden or gradual environmental changes could increase migration flows – both internal and cross-border – over the next several decades. The lack of data on this subject makes it difficult to predict how much migration could increase or where people will migrate. Forecasts for the number of persons who have to move because of climate change or environmental degradation by 2050 range between 25 million and 1 billion people (IOM, 2010). Gallup World Poll studies in 116 countries in 2010 show that severe environmental problems could prompt roughly 500 million adults to move from where they live –to other countries or to other areas in their countries – *in the next five years*.

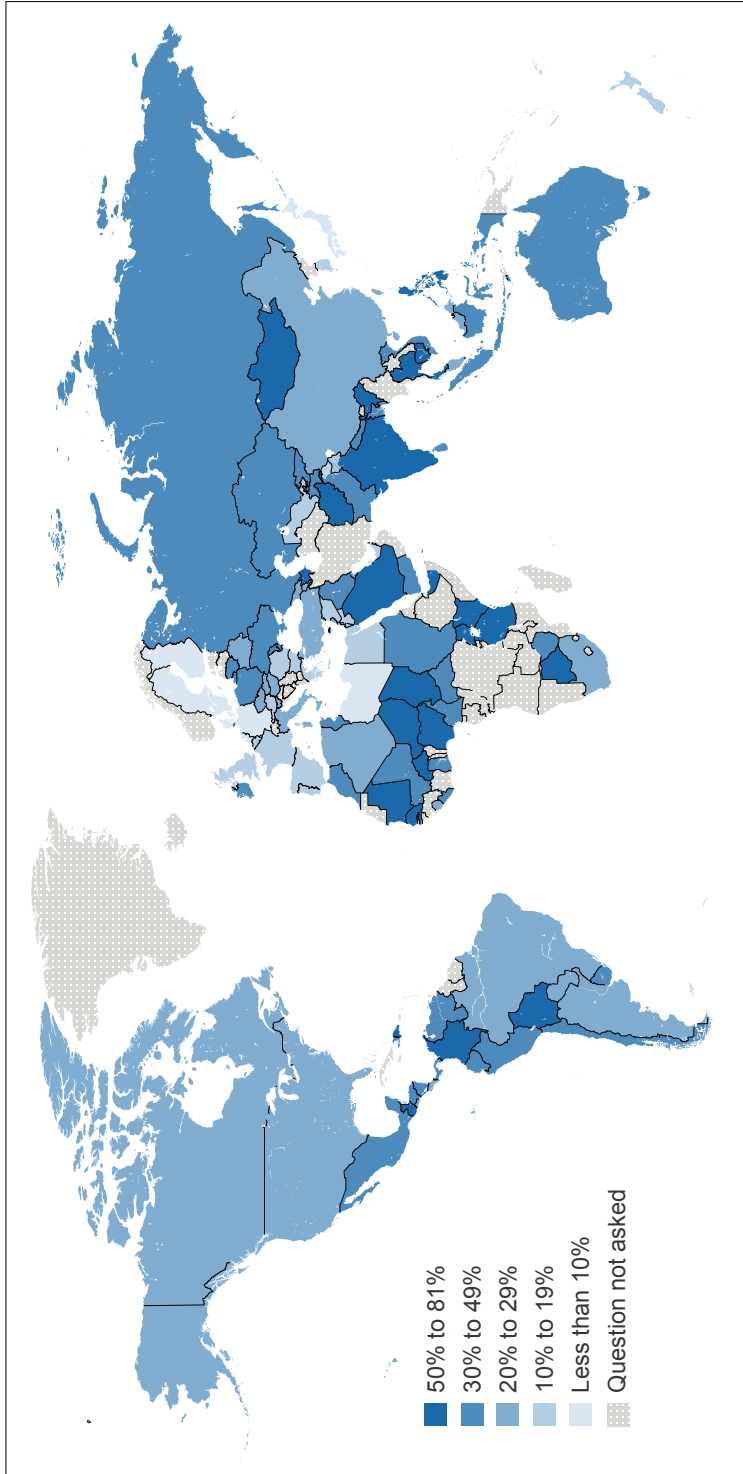
### **Severe environmental problems are a global issue**

Severe environmental problems – such as pollution, floods, droughts, and extended heat and cold waves – are affecting people in every region of the world. In 90 countries, one in five adults or more told Gallup that they experienced these conditions in their cities or areas in the past 12 months.

In 24 countries, more than half of adults say they have faced these types of environmental problems. The countries in this group span many geographical regions, including places such as Kenya, Burkina Faso, Chad, Mongolia, Cambodia, Guatemala, Colombia, Saudi Arabia, India and Azerbaijan.



**Map 6: Experienced severe environmental problems in area in past year**



Copyright © 2011 Gallup, Inc. All rights reserved.

At the same time, people in multiple regions have not encountered these same types of environmental problems, illustrating how localized these problems can be. Fewer than one in 10 in Libya, the Netherlands and Japan (surveyed before the earthquake and tsunami in 2010) say that they experienced these problems.

However, this indicator alone is not enough to predict how much environmental factors will trigger migration.

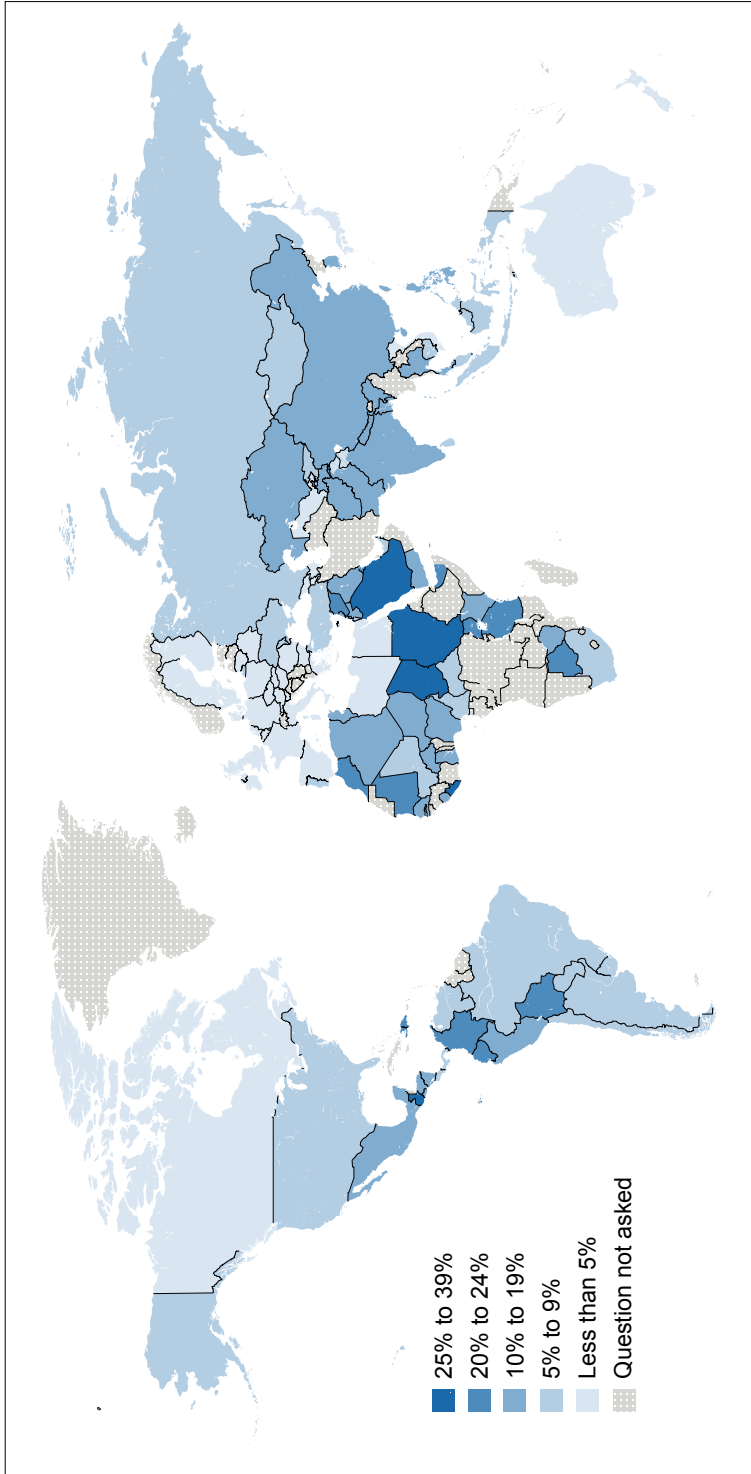
## **More than one in 10 worldwide expect to move because of the environment**

Twelve per cent of the world's adult population think that they will need to move because of severe environmental problems. Chadians, Sudanese and Saudis<sup>2</sup> are the most likely to believe that they will need to move because of these conditions. At least one in three thinks this will happen to them. Twenty per cent or more in 18 countries expect this as well.

---

<sup>2</sup> Surveys in Saudi Arabia were conducted with Saudi nationals and Arab expats only.

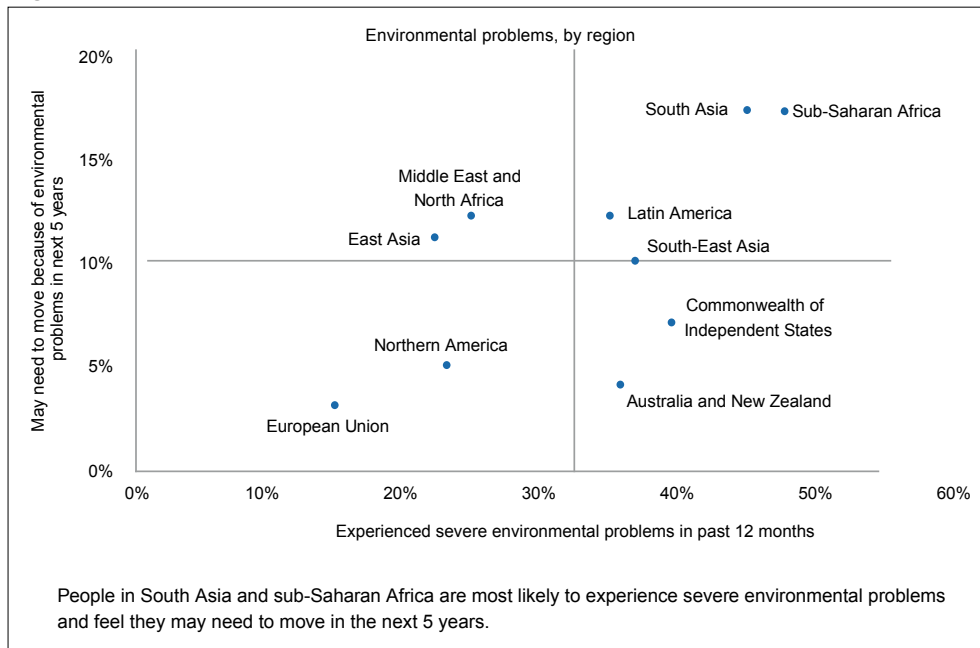
**Map 7: May need to move because of severe environmental problems in next five years**



Copyright © 2011 Gallup, Inc. All rights reserved.

Large percentages of adults in sub-Saharan Africa and South Asia – two areas that are extremely vulnerable to changes in the environment – say there are severe environmental problems where they live and that they may need to move as a result. Residents of European Union countries and Northern America (United States and Canada) are the least likely to say either.

**Figure 11: Severe environmental problems and need to move in next five years by region**



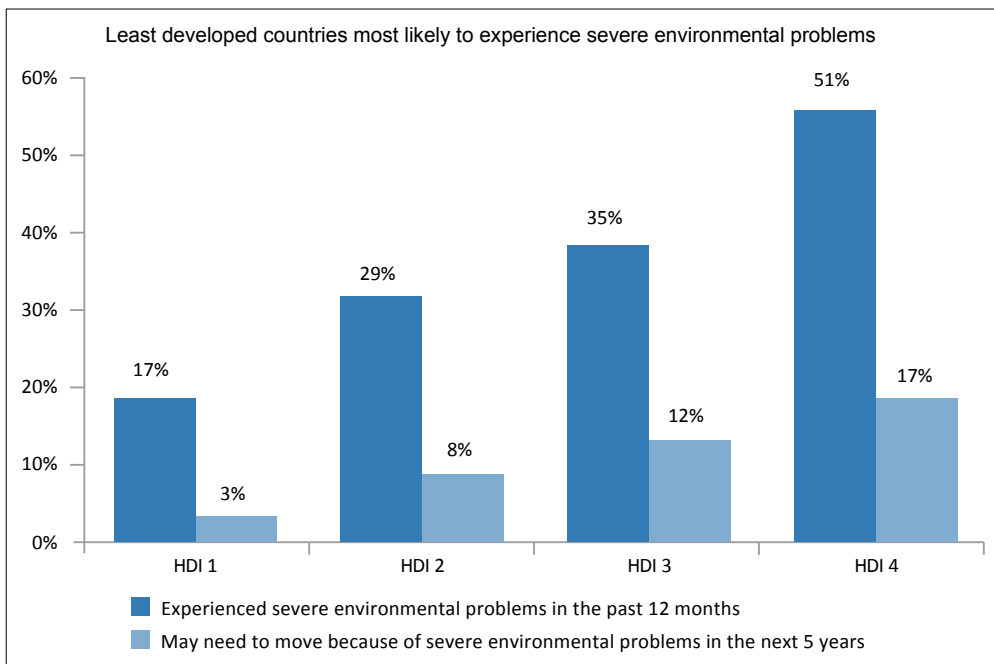
Copyright © 2011 Gallup, Inc. All rights reserved.

Vulnerability to changes in the environment or even experiencing severe problems first-hand does not always mean that people think they need to move. The situation varies from country to country. In Azerbaijan, for example, 52 per cent of adults say that there are environmental problems, but only 4 per cent expect that they will need to move because of them. In Saudi Arabia, on the other hand, a majority acknowledges these problems (54%) and nearly one third of all respondents (32%) expect to move in the next five years because of them.

## Environmental migration expectations related to development

The lower the level of a country's human development, the greater the likelihood that its residents have experienced environmental problems and believe that they will need to move because of them. In general, this suggests that those in countries with low development – those at greatest risk – are most likely to see migration as a coping strategy. In highly developed countries, few say they have experienced severe environmental problems and think these issues will require them to move in the near future.

**Figure 12: Severe environmental problems and need to move in next five years by Human Development Index (HDI)**



Copyright © 2011 Gallup, Inc. All rights reserved.

### *Case in point: Saudi Arabia*

Saudi Arabia, a country with high human development, is the exception to this pattern. Saudis are more likely than others in Gulf Cooperation Council countries to note environmental problems in their area and anticipate moving in the next five years because of them. Among Gulf Cooperation Council countries, respondents in Saudi Arabia are the least satisfied with the quality of water and air in their communities and their country's efforts to preserve the environment.

Deadly floods in 2009 may explain some Saudi discontent in 2010, but the water and air quality situation in Jeddah also illustrates how environmental degradation can often accompany rapid development. The supply, use and removal of water in Jeddah have changed rapidly as the city has grown. Human settlement has increased water demand and placed additional stresses on the city's storm water drainage, the sewer systems and the marine environment (Magram, 2009).

### **Some moves might be permanent**

With the exception of South Asia and East Asia, those who believe that they may need to move in the next five years because of environmental problems are much more likely to show desire to move permanently to another country.

### **Additional global research capabilities**

Based on existing World Poll data, Gallup can identify geographic areas as well as demographic profiles of people that environmental issues are most likely to affect.

Gallup can conduct additional worldwide research to study where environmental migrants would move and whether they have started to make preparations to move.

## **8. MIGRANTS' PERSONAL WELL-BEING**

Gallup studies migrants' well-being at different stages of their journey to integration. Our research provides metrics that help policymakers identify where this journey could be smoother and emphasize why it is important to consider migrants as stakeholders in their adopted countries.

### **Long-timers versus newcomers versus the native-born**

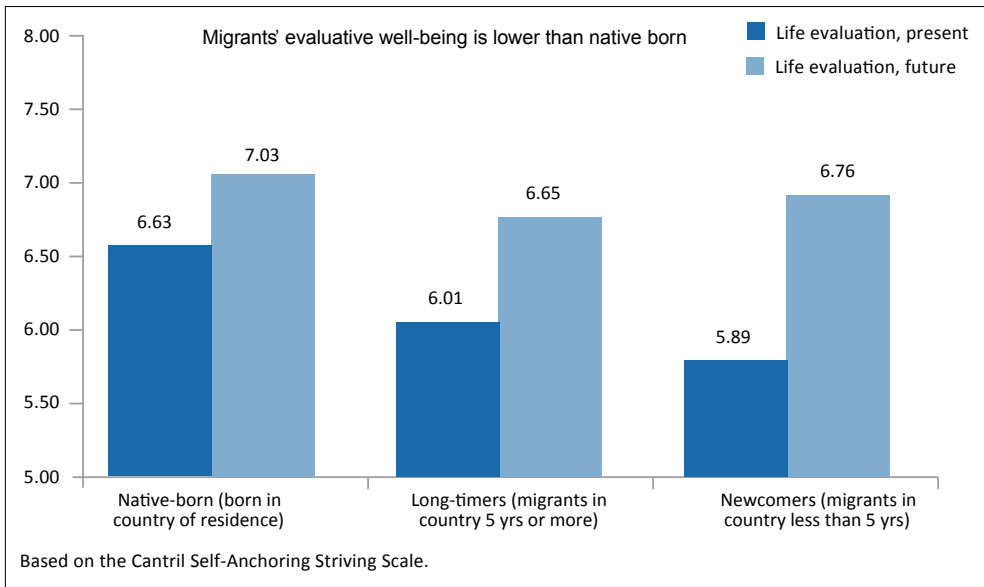
Gallup examined migrants' lives and those of native-born residents of 15 European Union countries between 2009 and 2010 as part of its larger World Poll research initiative. Gallup interviewed more than 25,000 adults about the physical, financial, career, community and social aspects of their well-being, as well as their beliefs about religion and opinions of their national institutions. This model provides a comprehensive view of migrant experiences in these 15 European Union countries and contrasts the experiences of migrants who have lived in their current countries for at least five years (long-timers) and migrants who have lived in their current countries for five years or less (newcomers) with the experiences of the native-born. Gallup adjusted the data by gender, age and education to ensure comparability among these three groups. The following analysis highlights some of the key findings from this model.

### **Migrants in 15 European Union countries worse off than the native-born**

#### **Overall well-being**

Gallup's data reveal that migrants' overall well-being is distinctly worse than that of the native-born. Long-timers and newcomers rate their present and future life situations the same way on a 10-point scale based on the Cantril Self-Anchoring Striving Scale, where 0 represents the worst possible life and 10 represents the best possible life (Cantril, 1965). This suggests that migrants' views of their lives do not improve the longer they spend in their new country. However, the large gap between migrants' ratings of their present and future lives suggests optimism.

**Figure 13: Migrant versus native-born overall well-being**



Copyright © 2011 Gallup, Inc. All rights reserved.

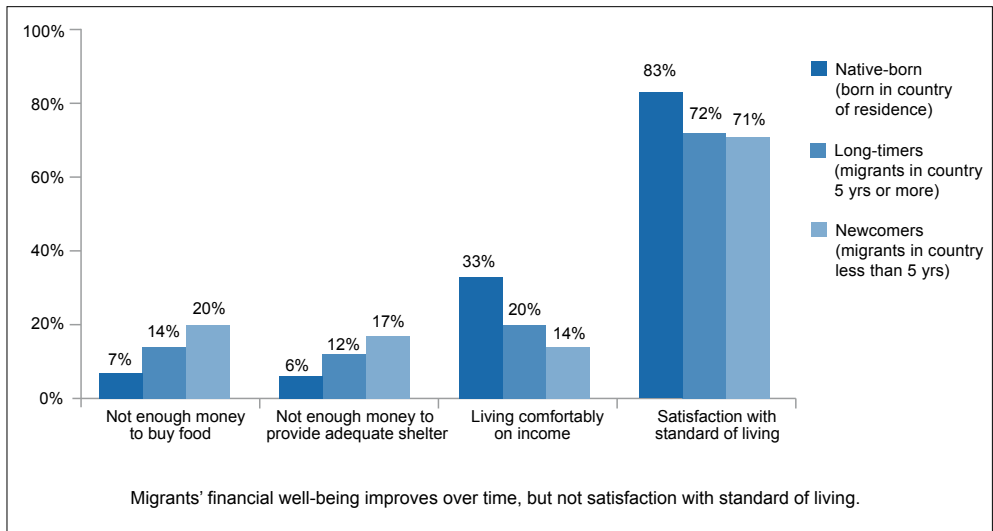
Migrants – particularly newcomers – are more likely to report feeling a lot of worry, sadness, depression and stress than the native-born, and they are less likely to report feeling a lot of positive emotions the day before the survey.

## Financial and career well-being

While the personal economics of migrants appear to improve with time, their financial situation still lags behind that of the native-born. Relatively large proportions of migrants report having enough money to buy food and to provide shelter or housing for themselves and their families in the past 12 months. Long-timers are less likely to report these financial difficulties and are more likely to say they live comfortably on their present household income, but they are not more likely to see their standard of living getting better.



**Figure 14: Migrant versus native-born financial well-being**

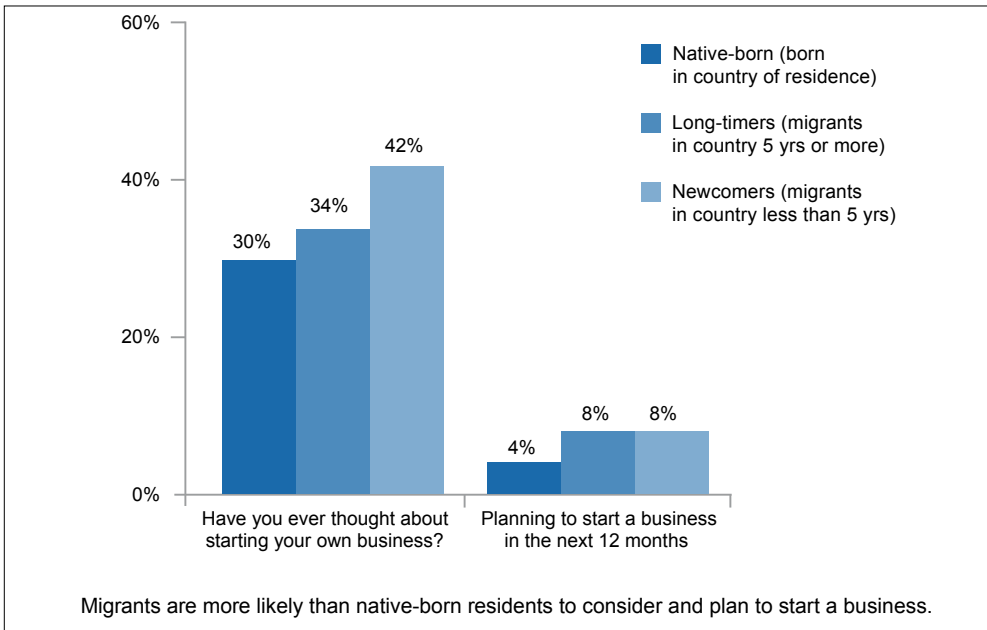


Copyright © 2011 Gallup, Inc. All rights reserved.

Newcomers are the most optimistic about potential job opportunities. Strong majorities in all groups are satisfied with their work. However, when asked whether their job is ideal for them, migrants (57% of long-timers and 51% of newcomers) are far less likely than the native-born (72%) to say this is the case.

Newcomers are the most likely to say that their communities are good places for entrepreneurs creating new businesses; they also hold the most positive views on the ease of starting a business. While newcomers' enthusiasm may decrease over time, plans to start a business among migrants remain twice as high as the native-born. This entrepreneurial spirit shows that these migrants can potentially make important contributions to job creation and a country's economic success.

**Figure 15: Migrant versus native-born entrepreneurship**



Copyright © 2011 Gallup, Inc. All rights reserved.

While migrants' financial situations appear to improve after five years in their adopted country, their views on their overall well-being do not significantly improve. This suggests that more than economics plays a role in their overall well-being.

Evaluative and experiential well-being ratings are lower among migrants, as well as social connections and attachment to their local communities. However, migrants – particularly newcomers – show greater confidence in various institutions than the native-born do, including the national government, leadership, the judicial system and financial institutions. Migrants as a whole are accepting of their adopted country's institutions and are even more aligned attitudinally than the native-born.

Some measures of well-being show improvement with length of stay in migrants' adopted country. In other areas, newcomers are significantly more positive than long-timers, suggesting higher optimism and expectations that could decline over time. However, Gallup data suggest that these "rose-coloured glasses" may come off after migrants have lived in their adopted country for more than five years.

## **9. PERSONAL GAINS AND LOSSES FROM MIGRATION**

The migrant experience involves gains and losses. Regardless of the reasons why individuals leave their countries of origin – be it political, economic or other reasons – the quest for a better life in a foreign land may also mean losses in other personal ways. Such losses can translate into negative emotional experiences and a sense of isolation as individuals miss friends or feel nostalgia for their old ways of life.

Because Gallup asks the same questions and uses the same methodology in more than 150 countries and areas, it is possible for our researchers to create a model for finding out what these gains and losses are across the world.

### **Bigger development gaps mean bigger gains and losses**

Gallup researchers compared the lives of migrants in the 15 European Union countries studied in 2009 and 2010 with the lives of those who fit the same demographic profile in their countries of origin. From this, we were able to impute what migrants' lives hypothetically would be had they stayed home – and therefore, what they have gained or lost on their journey.

For this analysis, Gallup focuses on the life experiences of long-time migrants, as they have had a period of adjustment to their adopted countries. The migrants included in our analysis came to the European Union from 106 countries. Researchers created models of respondent ratings based on age, gender and education for each of these 106 countries. Each migrant in the study was then assigned “imputed” ratings based on his or her age, gender, education and country of birth.

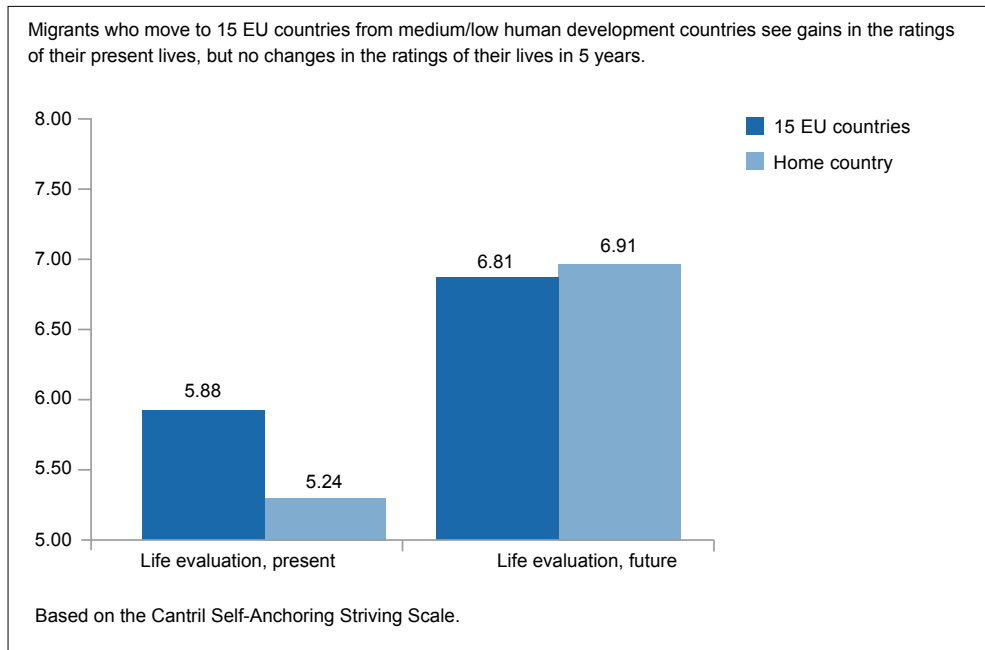
Gallup found that the gains and losses that migrant long-timers experience largely depend on the level of human development in their home countries. The bigger the development gap between their home countries and highly developed European Union countries, the bigger the likely gains and losses for these migrants. Understanding these differences can help policymakers and countries make migrants' transition and integration easier. The following analysis highlights some of Gallup's key findings.

## Migration gains

### *Perceived better lives*

Long-timers who moved to the European Union from countries with medium and low human development see sizeable gains in their evaluations of their current lives.

**Figure 16: Migrant gains in overall well-being**



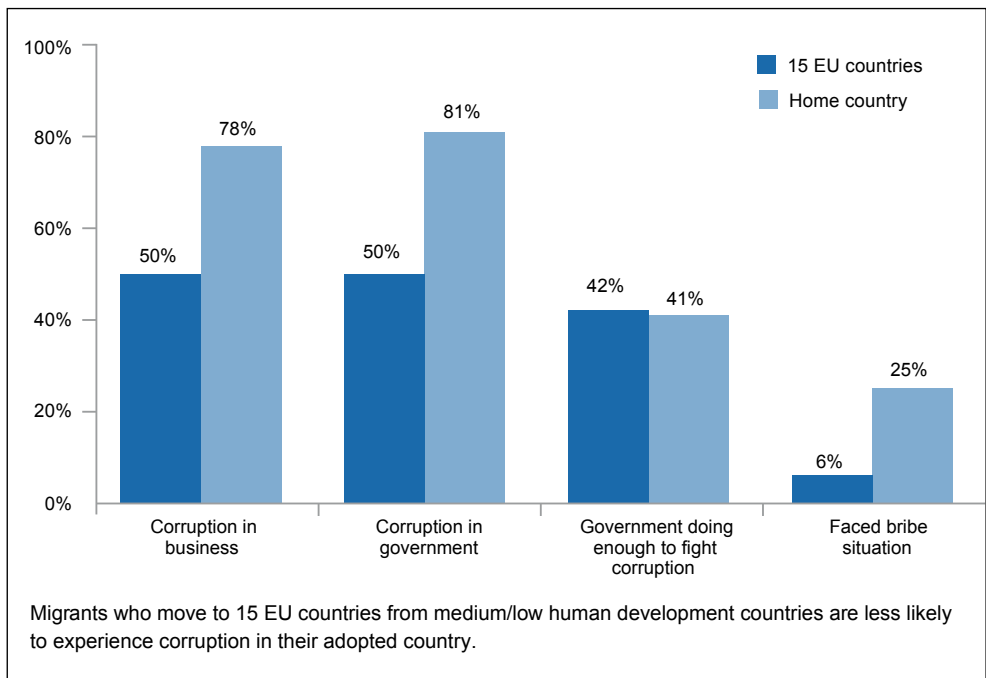
Copyright © 2011 Gallup, Inc. All rights reserved.

However, at the same time, long-timers from medium and low development countries are no better off when it comes to their expectations of how their future lives would be had they stayed home.

### *Less likely to encounter corruption*

Long-timers from medium and low development countries leave much of the corruption they may have fled back home. They are also less likely to say that they faced a bribe situation (6% to 25%). Long-timers from very highly developed countries are just as likely to say that they faced a bribe situation.

**Figure 17: Migrant gains over corruption**



Copyright © 2011 Gallup, Inc. All rights reserved.

### *Youth development*

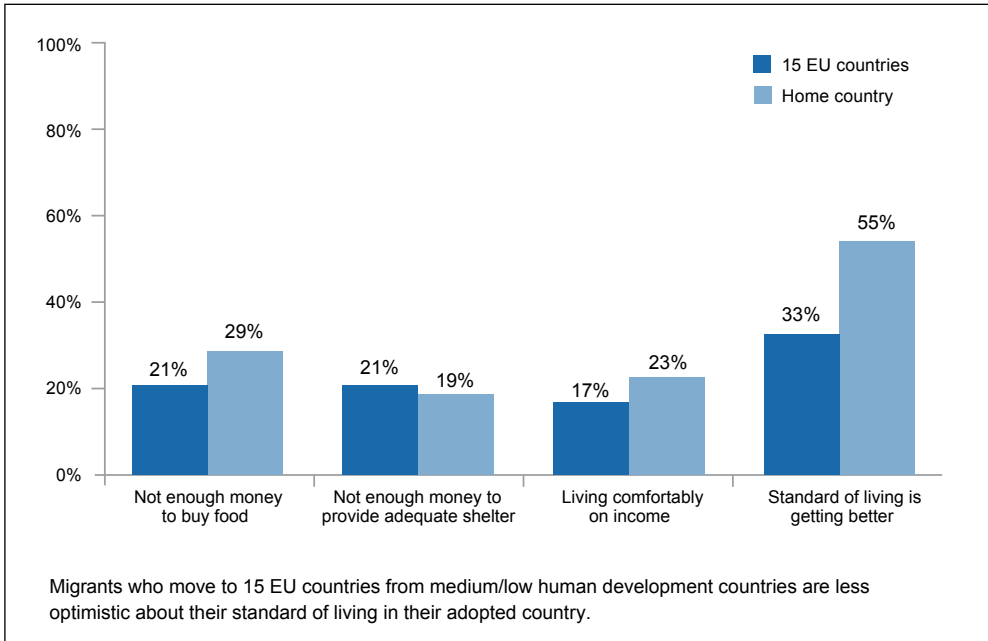
These migrants may not be very optimistic about their own futures, but they are optimistic about their children's futures. Those from the medium and low development group are more likely to believe that children are treated with respect and have the opportunity to learn and grow, compared with what their ratings would be in their home country.

## **Migration losses**

### *Living standards*

Although long-timers from medium and low development countries are more likely to have enough money for food in their adopted country, their perceptions of living comfortably and optimism about standard of living are lower. One possible explanation is that migrants' expectations about their living standards rose when they moved to their new country.

**Figure 18: Migrant losses in living standards**

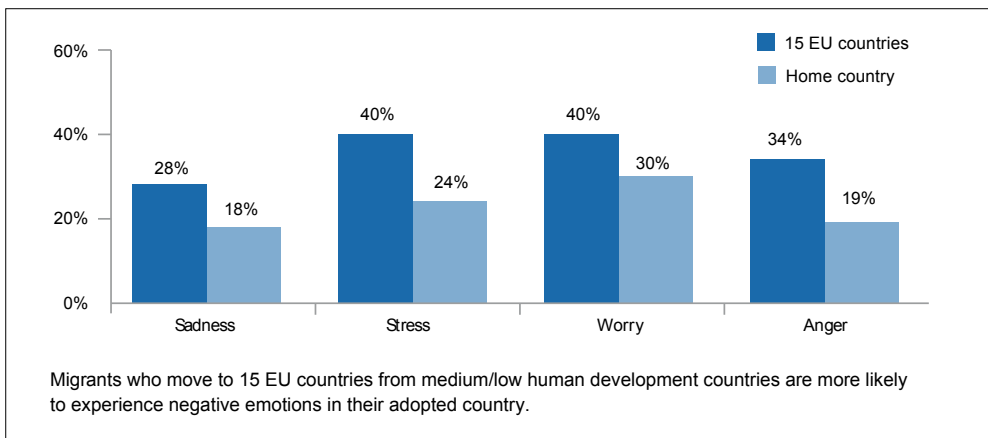


Copyright © 2011 Gallup, Inc. All rights reserved.

*Negative emotions*

Overall, long-timers from all countries at all levels of development are more likely to experience negative emotions, but those from the medium and low development categories are more likely to feel anger. The lower the level of development, the greater the likelihood of experiencing negative emotions.

**Figure 19: Migrant emotional losses**

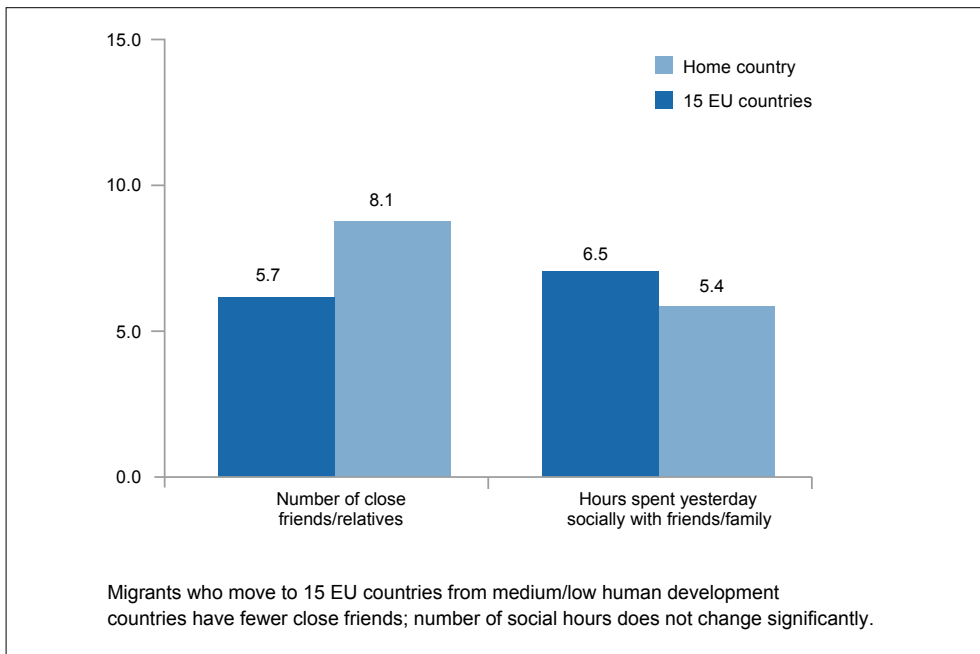


Copyright © 2011 Gallup, Inc. All rights reserved.

### *Smaller social networks*

Long-timers from medium and low development countries have smaller groups of close friends than their counterparts back home, but the number of hours they spend with their friends socially is not any different.

**Figure 20: Migrant losses in social networks**



Copyright © 2011 Gallup, Inc. All rights reserved.

## **Additional Gallup research capabilities**

These data represent only a fraction of what Gallup has learned about migrants' experiences and how their lives change in their newly adopted countries – and what we have yet to learn about migrants.

Gallup's global research capabilities enable us to analyse integration issues and the gains and losses that migrants experience in a specific region or country. We can further narrow our analysis to examine these issues among specific migrant groups, based on countries or regions of birth, religious affiliation and other characteristics. We can also compare the experiences of first- and second-generation migrants.

## 10. CONCLUSION

As mobile as society is now, migration trends will likely only continue to evolve. Their changing nature makes listening to the voices of migrants and potential migrants even more important, as policymakers create migration and development strategies in the “new normal”.

The Gallup findings in this report represent only a fraction of what we have learned from listening to existing and potential migrants – and we know there is yet more to learn and explore. Gallup will continue to monitor migration trends worldwide and further study the topic of integration as well as others that inform the global dialogue, including internal migration and attitudes towards migrants.



## REFERENCES

- Cantril, H.  
1965 *The Pattern of Human Concerns*. Rutgers University Press, New Brunswick, NJ.
- Citizenship and Immigration Canada  
2009 Facts and figures 2008 — Immigration overview: permanent and temporary residents. <http://www.cic.gc.ca/english/resources/statistics/facts2008/permanent/02.asp> (accessed on 1 May 2010).
- Crush, J.  
2008 South Africa: Policy in the face of xenophobia, 28 July, <http://www.migrationinformation.org> (accessed on January 2011).
- El Wardany, S.  
2011 Sudan inflation slows to 19.8% in October as food costs drop. *Businessweek*, November 2011, <http://www.businessweek.com/news/2011-11-14/sudan-inflation-slows-to-19-8-in-october-as-food-costs-drop.html> (accessed on November 2011).
- International Organization for Migration (IOM)  
2010 Disaster risk reduction and climate change adaptation in IOM's response to environmental migration, [http://publications.iom.int/bookstore/free/DDR\\_CCA\\_Infosheet.pdf](http://publications.iom.int/bookstore/free/DDR_CCA_Infosheet.pdf) (accessed on November 2011).
- Magram, S.  
2009 A review on the environmental issues in Jeddah, Saudi Arabia with special focus on water pollution. *Journal of Environmental Science and Technology*, 2: 120–132.
- Monger, R.  
2010 U.S. permanent legal residents: 2009. *Annual Flow Report, April 2010*. Department of Homeland Security, Office of Immigration Statistics, [http://www.dhs.gov/xlibrary/assets/statistics/publications/lpr\\_fr\\_2009.pdf](http://www.dhs.gov/xlibrary/assets/statistics/publications/lpr_fr_2009.pdf) (accessed on November 2011).
- United Nations, Department of Economic and Social Affairs, Population Division  
2009 *Trends in International Migrant Stock: The 2008 Revision*, <http://esa.un.org/migration/index.asp?panel=4> (accessed on 10 January 2011).

# IOM Migration Research Series

1. *Myths and Realities of Chinese Irregular Migration*  
Ronald Skeldon, December 2000
2. *Combating Trafficking in South-East Asia: A Review of Policy and Programme Responses*  
Annuska Derks, December 2000
3. *The Role of Regional Consultative Processes in Managing International Migration*  
Amanda Klekowski von Koppenfels, May 2001
4. *The Return and Reintegration of Rejected Asylum Seekers and Irregular Migrants: An Analysis of Government Assisted Return Programmes in Selected European Countries*  
Khalid Koser, May 2001
5. *Harnessing the Potential of Migration and Return to Promote Development*  
Savina Ammassari and Richard Black, August 2001
6. *Recent Trends in Chinese Migration to Europe: Fujianese Migration in Perspective*  
Frank N. Pieke, March 2002
7. *Trafficking for Sexual Exploitation: The Case of the Russian Federation*  
Donna M. Hughes, June 2002
8. *The Migration-Development Nexus: Evidence and Policy Options*  
Ninna Nyberg-Sorensen, Nicholas Van Hear and Poul Engberg-Pedersen, July 2002
9. *A Review of Data on Trafficking in the Republic of Korea*  
June J.H. Lee, August 2002
10. *Moroccan Migration Dynamics: Prospects for the Future*  
Rob van der Erf and Liesbeth Heering, August 2002
11. *Journeys of Jeopardy: A Review of Research on Trafficking in Women and Children in Europe*  
Elizabeth Kelly, November 2002

12. *Irregular Migration in Turkey*  
Ahmet İçduygu, February 2003
13. *Bordering on Control: Combating Irregular Migration in North America and Europe*  
Philip Martin, April 2003
14. *Migration and Development: A Perspective from Asia*  
Graeme Hugo, November 2003
15. *Is Trafficking in Human Beings Demand Driven? A Multi-Country Pilot Study*  
Bridget Anderson and Julia O'Connell Davidson, December 2003
16. *Migration from Latin America to Europe: Trends and Policy Challenges*  
Adela Pellegrino, May 2004
17. *The Development Potential of Zimbabweans in the Diaspora: A Survey of Zimbabweans Living in the UK and South Africa*  
Alice Bloch, January 2005
18. *Dynamics of Remittance Utilization in Bangladesh*  
Tom de Bruyn, January 2005
19. *Internal Migration and Development: A Global Perspective*  
Priya Deshingkar and Sven Grimm, February 2005
20. *The Millennium Development Goals and Migration*  
Erica Usher, April 2005
21. *Migration and Development: New Strategic Outlooks and Practical Ways Forward: The Cases of Angola and Zambia*  
Dr Savina Ammassari, May 2005
22. *Migration and Development: Opportunities and Challenges for Policymakers*  
Macha Farrant, Anna MacDonald, Dhananjayan Sriskandarajah, April 2006
23. *Migration, Human Smuggling and Trafficking from Nigeria to Europe*  
Jorgen Carling, September 2006
24. *Domestic Migrant Remittances in China: Distribution, Channels and Livelihoods*  
Rachel Murphy, September 2006
25. *Remittances in the Great Lakes Region*  
Tom de Bruyn and Johan Wets, October 2006

26. *Engaging Diasporas as Development Partners for Home and Destination Countries: Challenges for Policy makers*  
Dina Ionescu, November 2006
27. *Migration and Poverty Alleviation in China*  
WANG Dewen and CAI Fang, March 2007
28. *A Study of Migrant-Sending Households in Serbia Receiving Remittances from Switzerland*  
Nilim Baruah and Jennifer Petree, April 2007
29. *Trafficking in Human Beings and the 2006 World Cup in Germany*  
Jana Hennig, Sarah Craggs, Frank Laczko and Fred Larsson, April 2007
30. *Migration, Development and Natural Disasters: Insights from the Indian Ocean Tsunami*  
Asmita Naik, Elca Stigter and Frank Laczko, June 2007
31. *Migration and Climate Change*  
Oli Brown, January 2008
32. *Irregular Migration from West Africa to the Maghreb and the European Union: An Overview of Recent Trends*  
Hein de Haas, April 2008
33. *Climate Change and Migration: Improving Methodologies to Estimate Flows*  
Dominic Kniveton, Kerstin Schmidt-Verkerk, Christopher Smith, and Richard Black, April 2008
34. *Migration and Development: Achieving Policy Coherence*  
Asmita Naik, Jobst Koehler, Frank Laczko, September 2008
35. *Migration, Development and Environment*  
Frank Laczko, November 2008
36. *IOM Global Database Thematic Research Series: Trafficking of men – a trend less considered: The case of Belarus and Ukraine*  
Rebecca Surtees, December 2008
37. *The Impact of Financial Crises on International Migration: Lessons Learned*  
Khalid Koser, December 2009
38. *An Assessment of Principal Regional Consultative Processes on Migration*  
Professor Randall Hansen, January 2010

39. *Angola: A Study of the Impact of Remittances from Portugal and South Africa*  
Sandra Paola Alvarez Tinajero, February 2010
40. *Migrant Resource Centres: An Initial Assessment*  
Paul Tacon, Elizabeth Warn, April 2010
41. *The Role of Migrant Care Workers in Ageing Societies: Report on Research Findings in the United Kingdom, Ireland, Canada and the United States*  
Sarah Spencer, Susan Martin, Ivy Lynn Bourgeault, Eamon O'Shea,  
December 2010
42. *Climate Change, Migration and Critical International Security Considerations*  
Robert McLeman, January 2011
43. *Gallup World Poll: The Many Faces of Global Migration*  
Neli Esipova, Julie Ray, Anita Pugliese, PhD, November 2011



## **IOM Migration Research Series (MRS)**

Editor: **Frank Laczko**

Chief, Research and Publications Division  
International Organization for Migration  
17 route des Morillons  
C.P. 71 CH-1211 Geneva 19  
Switzerland  
Tel: +41.22.717 91 11  
E-mail: flackzko@iom.int

Authors contact information:

**Neli Esipova:** Global Migration Research Director, Gallup  
neli\_esipova@gallup.com

**Julie Ray:** Writer and analyst, Gallup  
julie\_ray@gallup.com

**Anita Pugliese:** Research and Quality Director, Gallup  
anita\_pugliese@gallup.com

### **Titles in the series are available from:**

International Organization for Migration, Research and Publications Unit  
17 route des Morillons, CH-1211 Geneva 19 Switzerland, Tel: +41.22.717 91 11;  
Fax: +41.22.798 61 50, E-mail: pubsales@iom.int.

① The MRS can be downloaded for free or purchased from IOM website at  
<http://publications.iom.int/bookstore>.

**Single issue: USD 16 + postage**

*Payments may also be made by international bank draft or money order payable to  
International Organization for Migration, Publications Unit, Geneva.*

Also available online at:  
<http://publications.iom.int/bookstore>

The *Many Faces of Global Migration* report is an introduction to what Gallup has unearthed by asking migrants and potential migrants worldwide about their lives. The data presented in this report are based on Gallup's ongoing World Poll surveys in more than 150 countries, territories and regions and more than 750,000 interviews since 2005. As such, these findings provide an unprecedented look at the different push-and-pull factors that influence migration, the experiences of those who desire to migrate to other countries permanently or temporarily for work, those who are planning to go, those who are preparing to go, those who have already left, and those who have returned home – and what this means for governments, intergovernmental and non-governmental organizations, and other stakeholders.



IOM • OIM

ISSN 1607-338X  
USD 16.00